

HARRIS COUNTY FRESH WATER SUPPLY DISTRICT NO. 61

Minutes of Meeting of Board of Directors

November 20, 2024

The Board of Directors ("Board") of Harris County Fresh Water Supply District No. 61 ("District") met on Wednesday, November 20, 2024 in accordance with the duly posted notice of the meeting, with a quorum of Directors present, as follows:

Jon Morgan, President
Ben Solis, Vice President
Darrell Barroso, Secretary
Lary Cangelose, Assistant Secretary
Mike Kelley, Treasurer

and the following were absent:

None

Also present were Mr. Jerry Homan, general manager for the District; Mr. Brian Breeding, assistant general manager for the District; Ms. Pam Magee, office manager for the District; Mr. Samuel Meza, operations manager for the District; Ms. Norma Catherman, tax assessor-collector for the District; Mr. Adam Anderson, engineer for the District; Ms. Kayla Ray, bookkeeper for the District; Mr. Scott Gray, representative for Champions Hydro-Lawn; and Ms. Jennifer B. Seipel, attorney for the District.

The President called the meeting to order and declared it open for such business as might regularly come before it.

1. There were no customer inquiries or input. Ms. Magee stated that it was disconnection day.

2. Ms. Catherman then presented the tax assessor-collector's report, a copy of which is attached hereto. The report showed a 95.86% collection rate for the 2023 tax year, with most other tax years being 99% collected or better. After further review of the report, upon motion made by Director Solis, seconded by Director Barroso, and unanimously carried, the Board approved the tax assessor-collector's report and payment of the bills listed thereon with checks drawn from the tax fund.

3. Ms. Ray presented the fund manager's report, a copy of which is attached hereto. The bookkeeper's report reflected checks in the amount of (i) \$25,218.44, \$2,918.13 and \$65,125.31 to Lockwood, Andrews, and Newnam for engineering services, (ii) \$200.00 to Smith, Murdaugh, Little and Bonham, LLP, (iii) \$345,333.00 to CFG Industries, LLC. Subject to that discussion, upon motion made by Director Barroso, seconded by Director Cangelose, and unanimously carried, the Board approved the fund manager's report and the checks listed thereon.

4. The Board considered the minutes for the meeting held on November 13, 2024. Upon motion made by Director Barroso, seconded by Director Kelley, and unanimously carried, the Board approved the minutes as presented.

5. Mr. Meza presented the operations report, a copy of which is attached hereto. With respect to water production, the District pumped 74,128,000 gallons from its wells, with an average daily flow of 2,391,226 gallons. There was 88% water accountability for the prior month.

At the wastewater treatment plants, the total combined treatment amounted to 75,147,000 gallons with an average daily flow from the plants of 2,424,097 gallons per day. The District received 0.25 inches of rain during the month of October.

With respect to the distribution and collection system, 20 bacteriological samples were taken with no coliforms detected. The District replaced 143 meters during the prior month.

With respect to out-of-district water use, Emerald Forest Utility District used 240,000 gallons and MUD No. 248 used 14,292,000 gallons.

As for personnel matters, a safety meeting on job site safety awareness was held this month.

After review, upon motion made by Director Solis, seconded by Director Barroso, and unanimously carried, the Board approved the operations report as presented.

6. Mr. Anderson presented the engineer's report, a copy of which is attached hereto. He noted that the fourth reimbursement package submitted by the District is under review by the Texas Department of Transportation. Mr. Anderson has a meeting with the department next week to discuss any questions they might have.

The engineer also reported that the Hastings Green lift station rehabilitation project continues. He presented and recommended approval of Pay Application No. 3 in the amount of \$345,333.00 to CFG Industries, LLC, noting that the project is nearing completion. Upon motion made by Director Solis, seconded by Director Barroso, and unanimously approved, the Board approved the pay application as presented.

Mr. Anderson then presented the bids received with regard to the water plant no. 2 recoating project, noting that the District received three bids. He recommended that the District award the contract to Sustanite Support Services, LLC in the amount of \$596,000.00. Upon motion made by Director Barroso, seconded by Director Cangelose, and unanimously carried, the Board voted to award the contract as recommended by the engineer.

After further review and discussion, upon motion made by Director Solis, seconded by Director Barroso, and unanimously carried, the Board approved the engineer's report and the action items listed thereon as presented.

7. Mr. Gray presented a report on behalf of Champions Hydro-Lawn, copy attached. He noted that all of the District's facilities are in good shape.

8. The Board next considered payment of the general fund bills listed on the report, a copy of which is attached hereto. After review, upon motion made by Director Kelley, seconded by Director Cangelose, and unanimously carried, the Board approved payment of the general fund bills as presented.

9. Mr. Homan, Mr. Breeding, and Ms. Magee presented the management report. Ms. Magee presented the District's October financials.

Ms. Magee also presented the 2025 meeting calendar for review and comment.

Mr. Breeding provided an update on a variety of matters. He stated that the District received its new truck yesterday.

Mr. Breeding discussed the recently-adopted budget, which was revised to reflect a CPI adjustment of 2.6% and to revise an additional clerical error.

Mr. Homan stated that negotiations with Harris County MUD No. 222 are coming to a conclusion, with the Board likely to consider approval of the agreement in December.

Ms. Seipel presented the interlocal agreement with Harris County as related to drainage improvement projects in Barwood and Tower Oaks Meadows. The Board previously approved the agreements subject to finalization. The attorney stated that the agreements still required a few minor changes but should be in final form in the next few days. The Board briefly discussed the terms of the agreement related to the costs to be incurred by the District. Mr. Homan stated that the engineer verified that the estimates of project costs presented in the attachments to the agreements appear reasonable.

Mr. Homan stated that, pursuant to prior discussions with the Board, this week the District issued a letter temporarily extending Harris County MUD No. 69's emergency water supply agreement with the District for 90 days past the December 20, 2024 expiration.

Mr. Homan stated that he is holding a meeting with the District's representative for the North Harris County Regional Water Authority tomorrow. The meeting will be attended by several municipal utility district board members.


Ms. Magee stated that the District's Christmas party will be held on Thursday, December 5, 2024 at the District's administration building.

Director Kelley raised a question regarding use of the cost-of-living adjustment ("COLA") percentage when discussing personnel raises. The Board discussed the difference between COLA rates and consumer price index rates. Mr. Homan provided additional information regarding the proposed ranges for raises.

Subject to that discussion, upon motion made by Director Solis, seconded by Director Barroso, and unanimously carried, the Board approved the management report as presented.

10. At 6:51 p.m., the Board entered into executive session to discuss personnel matters. At 7:35p.m., the Board exited executive session and unanimously voted to approve the raise parameters as presented.

11. The Board considered items for the next agenda.


Secretary

Short Term Action Items

1. Normal Business

Long Term Action Items

1. Contract Negotiations with Various Entities Served by the District
2. Plans for use of SPA Funds


HARRIS COUNTY FRESH WATER SUPPLY DISTRICT NO. 61
NOTICE OF PUBLIC MEETING

Notice is hereby given to all interested members of the public that the Board of Directors of the captioned district will hold a public meeting at **13205 Cypress North Houston Road, Cypress, Harris County, Texas.**

The meeting will be held at **5:30 p.m. on Wednesday, November 20, 2024.**

The subject of the meeting is to consider and act on the following:

1. Customer Input and Inquiries (for matters not on the agenda) (This provides an opportunity for citizens to comment on agenda and non-agenda items in advance of regular business of the Board. Comments shall be limited to **three (3) minutes per person**. By state law, comments by the Board members on any item not on the agenda shall be limited to: a) statements of specific factual information given in response to any inquiry; b) a recitation of existing policy in response to an inquiry; or c) a proposal to place the subject on the agenda for a future meeting.)
2. Tax Report; Pay Bills, Checks and Invoices
3. Fund Manager's Report; Pay Bills, Checks and Invoices
4. Approve Minutes of November 13, 2024 Board of Directors Meeting
5. Operations Report; Repair/Maintenance of District Facilities
6. Engineer's Report; Design of Facilities; Advertisement for Bids; Construction Contracts; Pay Estimates and Change Orders; Permit Matters
7. Report from Champions Hydro-Lawn
8. Pay General Fund Bills; Checks and Invoices
9. Management Reports: Employment Matters; Operations Issues; Acquisition of Facilities or Equipment; Correspondence; Other Issues
10. Executive Session to Discuss Pending or Threatened Litigation and Personnel Matters
11. Items for Next Agenda



Jennifer Seipel

Jennifer B. Seipel, Attorney for the District

Harris County Fresh Water Supply District No.61

Tax Assessor/Collector's Report

October 2024

Taxes Receivable 9/30/2024		466,144.63
Adjustments To Taxes Receivable	96,313.14	562,457.77
Original 2024 Tax Roll	3,613,048.08	
Adjustments to 2024 Tax Roll	454,413.85	4,067,461.93
Total Taxes Receivable As Adjusted Monthly		4,629,919.70
2024 Taxes Collected to Date	0.00	
Prior Years Taxes Collected to Date	110,267.76	
Total Taxes Collected to Date		110,267.76
Taxes Receivable 10/31/2024		4,519,651.94

Collection Information

October 2024

Year	Rate	Levy Amount	Adjustments	Adj. Levy	Monthly Coll.	Prior Month Total Collections	Total Collections	Outstanding	% Coll.
2024	0.26	3,613,048.08	454,413.85	4,067,461.93	0.00	0.00	0.00	4,067,461.93	0.00%
2023	0.26	3,693,737.70	594,120.27	4,287,857.97	1,395.38	4,109,072.32	4,110,467.70	177,390.27	95.86%
2022	0.28	3,511,503.78	508,386.66	4,019,890.44	12,263.95	3,890,832.25	3,903,096.20	116,794.24	97.09%
2021	0.29	3,003,841.40	657,884.10	3,661,725.50	0.00	3,627,587.53	3,627,587.53	34,137.97	99.07%
2020	0.29	2,983,950.58	471,744.35	3,455,694.93	165.19	3,403,999.00	3,404,164.19	51,530.74	98.51%
2019	0.29	3,007,348.24	336,908.17	3,344,256.41	151.95	3,321,424.63	3,321,576.58	22,679.83	99.32%
2018	0.30	2,977,423.45	256,547.31	3,233,970.76	0.00	3,223,767.23	3,223,767.23	10,203.53	99.68%
2017	0.31	2,941,397.00	281,033.81	3,222,430.81	0.00	3,213,565.53	3,213,565.53	8,865.28	99.72%
2016	0.32	2,963,005.39	253,533.10	3,216,538.49	0.00	3,210,136.97	3,210,136.97	6,401.52	99.80%
2015	0.33	2,772,261.64	348,288.14	3,120,549.78	0.00	3,115,970.44	3,115,970.44	4,579.34	99.85%
2014	0.34	2,601,717.29	234,631.46	2,836,348.75	0.00	2,833,617.98	2,833,617.98	2,730.77	99.90%
2013	0.35	2,484,837.05	254,493.24	2,739,330.29	0.00	2,736,568.67	2,736,568.67	2,761.62	99.90%
2012	0.37	2,490,808.10	194,038.19	2,684,846.29	0.00	2,682,985.44	2,682,985.44	1,860.85	99.93%
2011	0.39	2,572,310.28	194,361.80	2,766,672.08	0.00	2,764,977.93	2,764,977.93	1,694.15	99.94%
2010	0.41	2,657,253.24	813,184.74	3,470,437.98	0.00	3,469,247.23	3,469,247.23	1,190.75	99.97%
2009	0.43	2,902,498.05	247,963.69	3,150,461.74	0.00	3,149,064.81	3,149,064.81	1,396.93	99.96%
2008	0.45	2,740,170.12	376,369.50	3,116,539.62	0.00	3,114,964.05	3,114,964.05	1,575.57	99.95%
2007	0.49	2,709,419.79	473,398.49	3,182,818.28	0.00	3,180,700.03	3,180,700.03	2,118.25	99.93%
2006	0.55	2,642,012.16	379,832.83	3,021,844.99	0.00	3,020,560.70	3,020,560.70	1,284.29	99.96%
2005	0.60	2,741,422.81	317,887.94	3,059,310.75	0.00	3,057,759.84	3,057,759.84	1,550.91	99.95%
2004	0.65	2,850,286.86	90,077.04	2,940,363.90	0.00	2,939,600.85	2,939,600.85	763.05	99.97%
2003	0.70	2,485,069.84	341,626.71	2,826,696.55	0.00	2,826,016.40	2,826,016.40	680.15	99.96%
2002	0.74	2,332,342.64	300,991.36	2,633,334.00	0.00	2,633,334.00	2,633,334.00	0.00	100.00%
2001	0.79	2,289,396.28	145,406.81	2,434,803.09	0.00	2,434,803.09	2,434,803.09	0.00	100.00%
2000	0.91	2,302,469.83	101,986.38	2,404,456.21	0.00	2,404,456.21	2,404,456.21	0.00	100.00%
Total		66,656,483.52	8,174,696.09	74,831,179.61	13,976.47	74,365,013.13	74,378,989.60	4,519,651.94	99.40%

Revenues & Disbursements

Cash Balance At:	9/30/2024	<u>109,148.22</u>
Revenues		
2023 Taxes		1,395.38
2022 Taxes		12,263.95
2020 Taxes		165.19
2019 Taxes		151.95
Penalty & Interest		766.13
Delinquent Attorney for August 2024		641.96
Total		<u>15,384.56</u>
Disbursements		
Houston Chronicle (Notice of Public Hearing)		824.00
OpenGov Inc(Tax Software)		6,890.00
Overpayment Refunds		859.90
Smith, Murdaugh, Little & Bonham Delinquent Attorney Collection (Sept 2024)		2,983.93
HCFWSD#61 Tax Collection (September 2024)		5,500.00
Total		<u>17,057.83</u>
Miscellaneous		
Total		<u>0.00</u>
Cash Balance At:	10/31/2024	<u>107,474.95</u>

HARRIS CO FWSD 61

November 20, 2024

DEBT SERVICE

Previous Balance	4,789,631.44
Deposits	0.00
Interest	19,985.80
Withdrawals	0.00
TOTAL	4,809,617.24

GENERAL CAPITAL PROJECTS

CHECKING	
Previous Balance	32,842.93
Deposits	1,282,211.50
Interest	259.99
Checks (3 cks)	(1,239,162.94)
Withdrawals	0.00
TOTAL	76,151.48

TX DOT

LAND & EASEMENTS	
Previous Balance	347.03
Deposits	3,000.00
Interest	0.00
Checks (2 cks)	(3,118.13)
Withdrawals	0.00
TOTAL	228.90

TEXPOOL

LAND & EASEMENTS	
Previous Balance	2,020.02
Deposits	0.00
Interest	20.34
Withdrawals	(1,000.00)
TOTAL	1,040.36

TEXPOOL SERIES 2017

CAPITAL PROJECTS	
Previous balance	1,510,858.30
Deposits	0.00
Interest	7,789.45
Withdrawals	(400,000.00)
TOTAL	1,118,647.75

TEXPOOL

CAPITAL PROJECTS	
Previous balance	14,215,595.47
Deposits	0.00
Interest	59,317.68
Withdrawals	0.00
TOTAL	14,274,913.15

DRAINAGE IMPROVEMENTS

CHECKING	
Previous balance	1,414.40
Deposits	70,000.00
Interest	0.00
Checks (1 cks)	(65,125.31)
Withdrawals	0.00
TOTAL	6,289.09

Checks This Meeting

LAN	\$ 25,218.44
CFG Industries	\$ 345,333.00
LAN- Utility Relocation	\$ 2,918.13
SMILB- Utility Relocation	\$ 200.00
LAN-E132/Barwood	\$ 65,125.31
Total	\$ 438,794.88

TEXPOOL

DRAINAGE IMPROVEMENTS	
Previous balance	2,980,984.53
Deposits	0.00
Interest	12,468.54
Withdrawals	(70,000.00)
TOTAL	2,923,453.07

TOTAL CONSTRUCTION

18,400,723.80



Myrtle Cruz, Inc.

3401 Louisiana St, STE 400 .Houston, Tx 77002-9552 . (713)759-1368 . fax 759-1264 . email first_last@mcruz.com

HARRIS COUNTY FWSD 61

Cash Report for Meeting of November 20th, 2024

BOND FUND (126BF) : NO CHECKING 1

Previous cash balance, October 23rd, 2024 0.00

DEMAND DEPOSIT INVESTMENTS:

TEXPOOL; acct 78474 25572 00009.....		4,809,617.24
previous balance	4,789,631.44	
10/31 interest	19,985.80	
previous investments	4,789,631.44	
interest	19,985.80	
ending investments		4,809,617.24

BOND FUNDS AVAILABLE November 20th, 2024 =====
\$4,809,617.24
=====

HARRIS COUNTY FWSD 61

DEBT SERVICE PAYMENTS DUE 2025

	03/01/25 INT	09/01/25 PRIN	09/01/25 INT	TOTAL
2016R	16,560.00	410,000.00	16,560.00	443,120.00
2017	128,387.50	1,130,000.00	128,387.50	1,386,775.00
2019R	68,487.50	1,065,000.00	68,487.50	1,201,975.00
2020	158,031.25	0	158,031.25	316,062.50

HARRIS COUNTY FWSD 61

Cash Report for Meeting of November 20th, 2024 Page : 2

CPF (126CA) : CENTRAL BANK 6031390

Previous cash balance, October 23rd, 2024		32,842.93
plus: 09/30 Interest.....		259.99
plus: 10/23 Void ck 1067 CFG Industries; incorrect inv.....		882,211.50
plus: 11/20 Transfer from texpool.....		400,000.00
	Total Deposits :	1,282,471.49
less checks completed at or after last meeting :		
1068 CFG Industries, LLC; Pay app 2 WWTP LS Rehab.....		868,611.50
Beginning cash balance, November 20th, 2024		446,702.92
less checks to be presented at this meeting :		
1069 Lockwood Andrews & Newman Inc; capital project invoices.....		25,218.44
3915 27 San sw 11 reha	3,281.96	
3915 18 San sw 12 tv ins	842.90	
3915 7 WP 2 recoating	3,199.93	
3915 43 WWTP 1&2 LS Re	17,893.65	
1070 CFG Industries, LLC; Pay app 3 WWTP LS Rehab.....		345,333.00
	previous cash balance	32,842.93
	3 receipts	1,282,471.49
	2 current checks	370,551.44 >
	other disbursements	868,611.50 >
	ending cash balance	76,151.48
<u>DEMAND DEPOSIT INVESTMENTS:</u>		
TEXPOOL 2017 Construction; acct 78474 25572 00012.....		1,118,647.75
prev balance	1,510,858.30	
10/31 interest	7,789.45	
trf to CA acct	400,000.00-	
TEXPOOL series 2020 Construction; acct 78474 25572 00015....		14,274,913.15
prev bal	14,215,595.47	
10/31 interest	59,317.68	
	previous investments	15,726,453.77
	interest	67,107.13
	withdrawals	400,000.00 >
	ending investments	15,393,560.90
CPF FUNDS AVAILABLE November 20th, 2024		<u><u>\$15,469,712.38</u></u>

HARRIS COUNTY FWSD 61

Cash Report for Meeting of November 20th, 2024 Page : 3

LAND & EASEMENTS (126CC) : CENTRAL BANK 6031439

Previous cash balance, October 23rd, 2024	347.03
plus: 11/20 Transfer from texpool.....	3,000.00

Total Deposits :	3,000.00

Beginning cash balance, November 20th, 2024	3,347.03

less checks to be presented at this meeting :	
1075 Smith Murdaugh Little & Bonham LLP; inv 45691.....	200.00
1076 Lockwood, Andrews & Newnam, Inc; Utility Reloc.....	2,918.13
3915 74 Utility Reloca	2,918.13

previous cash balance	347.03
1 receipts	3,000.00
2 current checks	< 3,118.13 >
ending cash balance	228.90

DEMAND DEPOSIT INVESTMENTS:

Texpool Land & Easement; 78474 25572 00019.....	1,040.36
previous balance	2,020.02
trf from SPA	2,000.00
trf to CC	3,000.00-
10/31 interest	20.34

previous investments	2,020.02
deposits	2,000.00
interest	20.34
withdrawals	< 3,000.00 >
ending investments	1,040.36

LAND & EASEMENTS FUNDS AVAILABLE November 20th, 2024	=====
	\$1,269.26
	=====

HARRIS COUNTY FWSD 61

Cash Report for Meeting of November 20th, 2024 Page : 4

DRAINAGE IMPROVEMENTS (126CQ) : CENTRAL 6042643

Previous cash balance, October 23rd, 2024		1,414.40
plus: 11/20 Transfer from texpool.....		70,000.00
	Total Deposits :	70,000.00
Beginning cash balance, November 20th, 2024		71,414.40
less checks to be presented at this meeting :		
1004 Lockwood, Andrews, & Newnam, Inc; DI invoices.....		65,125.31
3915 7 Barwood UR	61,840.15	
3915 4 Bar & tower UR	3,285.16	

previous cash balance		1,414.40
1 receipts		70,000.00
1 current checks	<	65,125.31 >
ending cash balance		6,289.09

DEMAND DEPOSIT INVESTMENTS:

TEXPOOL Drainage Improvements; 78474-25572-00018.....		2,923,453.07
previous balance	2,980,984.53	
trf to CG	70,000.00-	
10/31 interest	12,468.54	

previous investments	2,980,984.53	
interest	12,468.54	
withdrawals	<	70,000.00 >
ending investments		2,923,453.07

DRAINAGE IMPROVEMENTS FUNDS AVAILABLE November 20th, 2024		=====
		\$2,929,742.16
		=====

INVESTMENT REPORT, AUTHORIZATION AND REVIEW

Report for
HARRIS CO FWSD 61

Prepared for the reporting period ("Period") from

10/1/2024

to

10/31/2024

Investment Pools		Rate	Beginning Value for Period		Interest earned this Period	Deposits or (Withdrawals)	Ending Value for Period		Market
			Book	N.A.V.	Market		Book	N.A.V.	
BF	Debt Service Texpool	4.9130%	4,789,631.44	1.00029	4,791,020.43	19,985.80	4,809,617.24	1.00013	4,810,242.49
CA	Construction Escrow Texpool	4.9130%	0.00	1.00029	0.00	0.00	0.00	1.00013	0.00
CA	Construction 2017 Texpool	4.9130%	1,510,858.30	1.00029	1,511,296.45	7,789.45	1,118,647.75	1.00013	1,118,793.17
CA	Construction 2020 Texpool	4.9130%	14,215,595.47	1.00029	14,219,717.99	59,317.68	14,274,913.15	1.00013	14,276,768.89
CQ	Drainage Improvements Texpool	4.9130%	2,980,984.53	1.00029	2,981,849.02	12,468.54	2,923,453.07	1.00013	2,923,833.12
CC	Land & Easement Texpool	4.9130%	2,020.02	1.00029	2,020.61	20.34	1,040.36	1.00013	1,040.50
			23,499,089.76		23,505,904.50	99,581.81	23,127,671.57		23,130,678.17

Certificates of Deposits	Rate	Purchase Value	Term in Days	Begin Value for Period	Interest this period	Deposits or (Withdrawals)	Ending Value for Period	Date of Purchase	Date of Maturity
	0.00%	0.00	0	0.00	0.00	0.00	0.00		

represents accrued interest

Federal Obligations	Rate	Purchase Value	Term in Days	Begin Period	Yield	Deposits or (Withdrawals)	Ending Period	Date of Purchase	Date of Maturity
	Simple								
total investments	4.9130%	23,499,089.76	0	23,505,904.50	99,581.81	(471,000.00)	23,127,671.57		1

This report and the District's Investment Policy are submitted to the Board for its review and to make any changes thereto as determined by the Board to be necessary and prudent for the management of District funds.

I, Mary Jarmon, hereby certify that, pursuant to Senate Bill 253 and in connection with the preparation of this investment report, by the Texas Comptroller of Public Accounts, and the District does not own direct or indirect holdings in any companies identified on such lists.

Signatures.

Myrtle Cruz, Inc. Invest, Inc. version 2.3

Investment Officer

(please sign & date)

Bookkeeper (Myrtle Cruz, Inc.)

SMITH, MURDAUGH, LITTLE & BONHAM, L.L.P.

2727 Allen Parkway

Suite 1100

Houston, Texas 77019

(713) 652-6500

Tax ID: 74-1985339

November 1, 2024

Billed through 10/31/2024

Client 091061 00005

Invoice# 45691

JBS

Harris County FWSD No. 61
c/o Pam Magee / Jennifer Seipel
P. O. Box 325
Cypress, TX 77429

N. Eldridge Parkway Expansion

PROFESSIONAL SERVICES

10/21/2024	JBS	Prepare for and participate in weekly call.	0.50 hrs.	200.00
------------	-----	---	-----------	--------

DISBURSEMENTS

TOTAL DISBURSEMENTS

BILLING SUMMARY

Total Fees	\$200.00
Total Disbursements	\$0.00
Current Invoice Total	\$200.00
Previous Balance	\$2,400.00
Total Amount Due	\$2,600.00

[Faint signature]



Planning
Engineering
Program Management

PLEASE
REMIT TO:

Lockwood, Andrews & Newnam, Inc.
P.O. Box 675025
Dallas, TX 75267-5025

Harris County Fresh Water Supply District No. 61
13205 Cypress N. Houston
Cypress, Texas 77429

Attn: Jerry Homan, General Manager

Re: Utility Relocation Eldridge/FM 1960 Rd. Expansion

LAN Invoice No. 74
November 6, 2024
LAN Project No. 120-12094-000
Director: E.C. Streich ECS 11/11/24
Phone No. (713) 266-6900
Customer 10890
LAN Tax I.D. No. 74-1381591

INVOICE SUMMARY

PROJECT NO.	DESCRIPTION	AMOUNT THIS MONTH		
		SERVICES	EXPENSES	TOTAL
120-12094-000-601	Project Close Out	\$2,918.13	\$0.00	\$2,918.13
120-12094-000-903	Construction Materials Testing	\$0.00	\$0.00	\$0.00
120-12094-000-904	Partial Topographic Survey	\$0.00	\$0.00	\$0.00
120-12094-000-905	Topographic Survey	\$0.00	\$0.00	\$0.00
120-12094-000-906	Resident Project Inspection	\$0.00	\$0.00	\$0.00
120-12094-000-907	Resident Project Inspection - OT Hours	\$0.00	\$0.00	\$0.00
120-12094-000-908	Control Staking	\$0.00	\$0.00	\$0.00
	TOTAL	\$2,918.13	\$0.00	\$2,918.13

TOTAL DUE THIS INVOICE - Strategic Partnership Agreement (SPA) Funds \$2,918.13



Planning
Engineering
Program Management

Please make checks payable to:
Lockwood, Andrews, & Newnam, Inc.
PO Box 675025
Dallas, TX 75267-5025
T: 713.266.6900
Send remittance details to:

ACH/Wire Payments can be sent to:
BMO Bank N.A.
Account: 3208709
Routing: 071000288
Tax ID: 74-1381591
AccountsReceivable@lan-inc.com

November 06, 2024

Invoice No: 120-12094-000 - 74

Harris County FWSD No. 61
13205 Cypress N. Houston
Cypress, TX 77429
Attn: Jerry Homan

Project 120-12094-000 HCFWSD 61-Utility Relocation Eldridge/FM 1960 Rd Expansion
Professional Services from September 28, 2024 to October 25, 2024

Task 601 Project Close Out

Professional Personnel

	Hours	Rate	Amount	
Project Manager				
Anderson, Adam	14.50	87.50	1,268.75	
Totals	14.50		1,268.75	
Total Labor		2.3 times	1,268.75	2,918.13
		Task Total		2,918.13

Total This Invoice 2,918.13



Planning
Engineering
Program Management

PLEASE
REMIT TO:

Lockwood, Andrews & Newnam, Inc.
P.O. Box 675025
Dallas, TX 75267-5025

Harris County Fresh Water Supply District No. 61
13205 Cypress N. Houston
Cypress, Texas 77429

Attn: Jerry Homan, General Manager

Re: WWTP No. 2 Lift Station Rehabilitation

LAN Invoice No. 43
November 6, 2024
LAN Project No. 120-12176-000
Director: E.C. Streich ECS 11/11/24
Phone No. (713) 266-6900
Customer 10890
LAN Tax I.D. No. 74-1381591

INVOICE SUMMARY

PROJECT NO.	DESCRIPTION	AMOUNT THIS MONTH		
		SERVICES	EXPENSES	TOTAL
120-12176-000-300	Preliminary Engineering Report	\$0.00	\$0.00	\$0.00
120-12176-000-400	Design Phase	\$0.00	\$0.00	\$0.00
120-12176-000-401	Electrical Engineering	\$0.00	\$0.00	\$0.00
120-12176-000-500	Bidding Phase	\$0.00	\$0.00	\$0.00
120-12176-000-600	Construction Administration	\$11,124.64	\$0.00	\$11,124.64
120-12176-000-903	Construction Materials Testing	\$0.00	\$3,485.63	\$3,485.63
120-12176-000-906	Resident Project Inspection	\$3,234.00	\$49.38	\$3,283.38
120-12176-000-907	Resident Project Inspection - OT Hours	\$0.00	\$0.00	\$0.00
120-12176-000-904	Topographic Services	\$0.00	\$0.00	\$0.00
120-12176-000-908	Coating Inspection	\$0.00	\$0.00	\$0.00
	TOTAL	\$14,358.64	\$3,535.01	\$17,893.65

TOTAL DUE THIS INVOICE - Capital Projects \$17,893.65

(Handwritten mark)



Planning
Engineering
Program Management

Please make checks payable to:
Lockwood, Andrews, & Newnam, Inc.
PO Box 675025
Dallas, TX 75267-5025
T: 713.266.6900
Send remittance details to:

ACH/Wire Payments can be sent to:
BMO Bank N.A.
Account: 3208709
Routing: 071000288
Tax ID: 74-1381591
AccountsReceivable@lan-inc.com

November 06, 2024

Invoice No: 120-12176-000 - 43

Harris County FWSD No. 61
13205 Cypress N. Houston
Cypress, TX 77429
Attn: Jerry Homan

Project 120-12176-000 WWTP No. 1 & WWTP No. 2 Lift Station Rehabilitation
Professional Services from September 28, 2024 to October 25, 2024

Task 600 Construction Administration
Professional Personnel

	Hours	Rate	Amount	
Project Manager				
Anderson, Adam	37.00	87.50	3,237.50	
Engineer III				
Contreras, Joseph	9.50	52.50	498.75	
Sr. Administrative Assistant				
Sorrell, Lea Ann	6.50	52.50	341.25	
Team Leader				
Shipley, Kelly	2.00	126.55	253.10	
Streich, Edward	4.00	126.55	506.20	
Totals	59.00		4,836.80	
Total Labor		2.3 times	4,836.80	11,124.64
		Task Total		11,124.64

Project	120-12176-000	HCFWSD 61 - WWTP No. 2 LS Rehabilitation	Invoice	43
Task	903	Construction Materials Testing and Obser		
Consultants				
Subcontracts				
10/10/2024	NINYO & MOORE	Ninyo Inv # 293705 (LAN Inv 43 Oct)	3,168.75	
	Total Consultants		1.1 times	3,168.75
			Task Total	3,485.63

Project	120-12176-000	HCFWSD 61 - WWTP No. 2 LS Rehabilitation	Invoice	43
---------	---------------	--	---------	----

Task	906	Resident Project Inspection
------	-----	-----------------------------

Professional Personnel

	Hours	Rate	Amount	
Engineer III				
Contreras, Joseph	28.00	52.50	1,470.00	
Totals	28.00		1,470.00	
Total Labor		2.2 times	1,470.00	3,234.00

Reimbursable Expenses

Travel				
10/8/2024	Contreras, Joseph	33 miles	22.11	
10/17/2024	Contreras, Joseph	34 miles	22.78	
	Total Reimbursables		44.89	49.38
			1.1 times	
			Task Total	3,283.38

Total This Invoice 17,893.65



Planning
Engineering
Program Management

PLEASE
REMIT TO:

Lockwood, Andrews & Newnam, Inc.
P.O. Box 675025
Dallas, TX 75267-5025

Harris County Fresh Water Supply District No. 61
13205 Cypress N. Houston
Cypress, Texas 77429

Attn: Jerry Homan, General Manager

Re: Sanitary Sewer Phase 11 Rehabilitation

LAN Invoice No. 27
November 6, 2024
LAN Project No. 125-10012-000
Director: E.C. Streich ECS 11/11/24
Phone No. (713) 266-6900
Customer 10890
LAN Tax I.D. No. 74-1381591

INVOICE SUMMARY

PROJECT NO.	DESCRIPTION	AMOUNT THIS MONTH		
		SERVICES	EXPENSES	TOTAL
125-10012-000-400	Design Phase	\$0.00	\$0.00	\$0.00
125-10012-000-500	Bidding Phase	\$0.00	\$0.00	\$0.00
125-10012-000-600	Construction Administration	\$3,281.96	\$0.00	\$3,281.96
125-10012-000-906	Resident Project Inspection	\$0.00	\$0.00	\$0.00
125-10012-000-907	Resident Project Inspection - OT Hours	\$0.00	\$0.00	\$0.00
125-10012-000-908	Coating Inspection	\$0.00	\$0.00	\$0.00
	TOTAL	\$3,281.96	\$0.00	\$3,281.96

TOTAL DUE THIS INVOICE - Capital Projects \$3,281.96



Planning
Engineering
Program Management

Please make checks payable to:
Lockwood, Andrews, & Newnam, Inc.
PO Box 675025
Dallas, TX 75267-5025
T: 713.266.6900
Send remittance details to:

ACH/Wire Payments can be sent to:
BMO Bank N.A.
Account: 3208709
Routing: 071000288
Tax ID: 74-1381591
AccountsReceivable@lan-inc.com

November 06, 2024

Invoice No: 125-10012-000 - 27

Harris County FWSD No. 61
13205 Cypress N. Houston
Cypress, TX 77429
Attn: Jerry Homan

Project 125-10012-000 Sanitary Sewer Ph 11 Rehab
Professional Services from September 28, 2024 to October 25, 2024

Task 600 Construction Administration
Professional Personnel

	Hours	Rate	Amount	
Project Manager				
Kocurek, Jacob	8.00	81.44	651.52	
Engineer III				
Bustios, Adrian	11.50	60.58	696.67	
Sr. Administrative Assistant				
Sorrell, Lea Ann	1.50	52.50	78.75	
Totals	21.00		1,426.94	
Total Labor		2.3 times	1,426.94	3,281.96
		Task Total		3,281.96

Total This Invoice 3,281.96



Planning
Engineering
Program Management

PLEASE
REMIT TO:


Lockwood, Andrews & Newnam, Inc.
P.O. Box 675025
Dallas, TX 75267-5025

Harris County Fresh Water Supply District No. 61
13205 Cypress N. Houston
Cypress, Texas 77429

Attn: Jerry Homan, General Manager

Re: Sanitary Sewer Phase 12 Television Inspection

LAN Invoice No. 18
November 6, 2024
LAN Project No. 125-10025-000
Director: E.C. Streich ECS 11/11/24
Phone No. (713) 266-6900
Customer 10890
LAN Tax I.D. No. 74-1381591



INVOICE SUMMARY

PROJECT NO.	DESCRIPTION	AMOUNT THIS MONTH		
		SERVICES	EXPENSES	TOTAL
125-10025-000-400	Design Phase	\$842.90	\$0.00	\$842.90
	TOTAL	\$842.90	\$0.00	\$842.90
TOTAL DUE THIS INVOICE - Capital Projects				<u>\$842.90</u>



Planning
 Engineering
 Program Management

Please make checks payable to:
 Lockwood, Andrews, & Newnam, Inc.
 PO Box 675025
 Dallas, TX 75267-5025
 T: 713.266.6900
Send remittance details to:

ACH/Wire Payments can be sent to:
 BMO Bank N.A.
 Account: 3208709
 Routing: 071000288
 Tax ID: 74-1381591
 AccountsReivable@lan-inc.com

November 06, 2024

Invoice No: 125-10025-000 - 18

Harris County FWSD No. 61
 13205 Cypress N. Houston
 Cypress, TX 77429
 Attn: Jerry Homan

Project 125-10025-000 Sanitary Sewer PH 12 TV Inspection
Professional Services from September 28, 2024 to October 25, 2024

Task 400 Design Phase

Professional Personnel

	Hours	Rate	Amount	
Project Manager				
Kocurek, Jacob	4.50	81.44	366.48	
Totals	4.50		366.48	
Total Labor		2.3 times	366.48	842.90
		Task Total		842.90

Total This Invoice 842.90



Planning
Engineering
Program Management

PLEASE
 REMIT TO:


Lockwood, Andrews & Newnam, Inc.
 P.O. Box 675025
 Dallas, TX 75267-5025

Harris County Fresh Water Supply District No. 61
13205 Cypress N. Houston
Cypress, Texas 77429

Attn: Jerry Homan, General Manager

Re: Water Plant No. 2 Recoating

LAN Invoice No. 7
November 6, 2024
LAN Project No. 125-10030-000
Director: E.C. Streich ECS 11/11/24
Phone No. (713) 266-6900
Customer 10890
LAN Tax I.D. No. 74-1381591



INVOICE SUMMARY

PROJECT NO.	DESCRIPTION	AMOUNT THIS MONTH		
		SERVICES	EXPENSES	TOTAL
125-10030-000-400	Design Phase	\$3,018.80	\$0.00	\$3,018.80
125-10030-000-500	Bidding Phase	\$0.00	\$181.13	\$181.13
	TOTAL	\$3,018.80	\$181.13	\$3,199.93

TOTAL DUE THIS INVOICE - Construction Account / BI 19 - Series 2020 \$3,199.93



Planning
 Engineering
 Program Management

Please make checks payable to:
 Lockwood, Andrews, & Newnam, Inc.
 PO Box 675025
 Dallas, TX 75267-5025
 T: 713.266.6900
 Send remittance details to:

ACH/Wire Payments can be sent to:
 BMO Bank N.A.
 Account: 3208709
 Routing: 071000288
 Tax ID: 74-1381591
 AccountsReceivable@lan-inc.com

November 06, 2024

Invoice No: 125-10030-000 - 7

Harris County FWSD No. 61
 13205 Cypress N. Houston
 Cypress, TX 77429
 Attn: Jerry Homan

Project 125-10030-000 Water Plant No. 2 Recoating
Professional Services from September 28, 2024 to October 25, 2024

Task 400 Design Phase

Professional Personnel

	Hours	Rate	Amount	
Project Manager				
Kocurek, Jacob	10.00	81.44	814.40	
Engineer III				
Bustios, Adrian	3.00	60.58	181.74	
Team Leader				
Shiple, Kelly	2.50	126.55	316.38	
Totals	15.50		1,312.52	
Total Labor		2.3 times	1,312.52	3,018.80
		Task Total		3,018.80

Project	125-10030-000	HCFWSD 61 Water Plant No. 2 Recoating	Invoice	7
---------	---------------	---------------------------------------	---------	---

Task	500	Bidding Phase
------	-----	---------------

Professional Personnel

	Hours	Rate	Amount	
Sr. Administrative Assistant				
Sorrell, Lea Ann	1.50	52.50	78.75	
Totals	1.50		78.75	
Total Labor		2.3 times	78.75	181.13
		Task Total		181.13

Total This Invoice 3,199.93



Planning
Engineering
Program Management

October 28, 2024

Board of Directors
Harris County Fresh Water Supply District No. 61
13205 Cypress-N. Houston Road
Cypress, Texas 77429

RE: Hasting Green WWTP Lift Station Rehabilitation
Harris County Fresh Water Supply District No. 61
LAN Project No. 120-12176-000-600 (6.8)

Dear Directors:

Attached is Application for Payment No. 3 submitted by CFG Industries, LLC in the amount of \$345,333.00 for the above referenced project.

We have reviewed this Pay Application and recommend payment by Harris County Fresh Water Supply District No. 61 in the amount stated. Please return the executed original to the District Engineer for further distribution.

If there are any questions, please feel free to contact me directly at 713-821-0337.

Sincerely,

Adam R. Anderson, P.E.
Associate, Project Manager

ARA:ls

Enclosures

cc: Jerry Homan – HCFWSD No. 61 (w/encl)
Jennifer Seipel – Smith, Murdaugh, Little & Bonham (w/encl)
TCEQ - Region 12 Office

APPLICATION FOR PAYMENT
 HASTING GREEN WWTP LIFT STATION REHABILITATION
 OWNER: HARRIS COUNTY FRESH WATER SUPPLY DISTRICT NO. 61
 LAN PROJECT NO. 120-12176-000-600 (6.8)
 CONTRACTOR: CFG INDUSTRIES, LLC

APPLICATION NO.: 3 PERIOD: 09/26/24 TO 10/25/24
 APPLICATION DATE: 10/28/24

CONTRACT TIME

Contract Date: 03/13/24
 Notice to Proceed: 03/28/24
 Contract Calendar Days & Approved Time Extensions: 204
 Calendar Days to Date: 204
 Percent Time Used: 100%
 Percent Complete: 100%

CONTRACT COST

Original Contract Amount: \$ 2,113,160.00
 Adjustment in Quantities: \$ 8,000.00
 Net Change Orders (See attached Change Order Summary): \$ 36,000.00
 (Includes Change Order No. 1)
 Current Contract Amount: \$ 2,157,160.00
 Work Complete to Date: \$ 2,157,160.00
 Less Amount Retained (5%): \$ (107,858.00)
 Less Previous Payment to Contractor: \$ (1,703,969.00)
 AMOUNT DUE THIS PAYMENT: \$ 345,333.00

CONTRACTOR'S Certification:

The undersigned CONTRACTOR certifies that: (1) all previous progress payments received from OWNER on account of Work done under the Contract referred to above have been applied to discharge in full all obligations of CONTRACTOR incurred in connection with Work covered by prior Applications for Payment numbered 1 thru 3 inclusive; (2) title to all Work, materials and equipment incorporated in said Work or otherwise listed in or covered by this Application for Payment will pass to OWNER at time of payment free and clear of all liens, claims, security interest and encumbrances (except such as are covered by Bond acceptable to OWNER indemnifying OWNER against any such lien, claim, security interest or encumbrance); and (3) all Work covered by this Application for Payment is in accordance with the Contract Documents and not defective as that term is defined in the Contract Documents.

CONTRACTOR: CFG INDUSTRIES, LLC

By: DocuSigned by: David Cadriel Date: 11/14/2024
David Cadriel
574E8925B004447...

ENGINEER: Lockwood, Andrews & Newnam, Inc.
 By: Adam R. Anderson, P.E. Date: 11-14-2024

APPROVED BY: Harris County Fresh Water Supply District No. 61
 By: Jon Morgan, President Date: _____

APPLICATION FOR PAYMENT
 HASTING GREEN WWTP LIFT STATION REHABILITATION
 OWNER: HARRIS COUNTY FRESH WATER SUPPLY DISTRICT NO. 61
 LAN PROJECT NO. 120-12176-000-600 (6.8)
 CONTRACTOR: CFG INDUSTRIES, LLC

APPLICATION NO. 3 PERIOD: 09/26/24 TO 10/25/24
 APPLICATION DATE: 10/28/24

ITEM NO.	ITEM DESCRIPTION	UNIT	CONTRACT QUANTITY	COMPLETED			CONTRACT UNIT PRICE	AMOUNT
				THIS EST.	PREVIOUS	TO DATE		
1	Bypass Pumping, Complete in Place	LS	1	0.10	0.90	1.00	\$75,000.00	\$75,000.00
2	Surface Preparation of Wet Well Interior and Wet Well Baffle Wall for the Application of Cementitious Liner, Including Cleaning, Removal, and Disposal of Sediment, Grit, Sludge, and Unsound Concrete, Complete in Place	LS	1	0	1	1	\$95,000.00	\$95,000.00
3	Repair Wet Well Interior and Wet Well Baffle Wall with a Cementitious Material for Extremely Harsh Environment to a Minimum Thickness of 2 Inches, Complete in Place	SF	3,104	0	3,104	3,104	\$15.00	\$46,560.00
4	Repair Wet Well Interior and Wet Well Baffle Wall with a Cementitious Material for Extremely Harsh Environment with an Additional Thickness of 1 Inch, As Directed by Engineer, Complete in Place	SF	3,104	0	3,104	3,104	\$10.00	\$31,040.00
5	Removal of Existing Pumps, Including 8-Inch, 12-Inch, and 16-Inch Riser Piping, Above Ground Piping, Valves, Including Couplings, U-brackets, Pipe Collars, Pump Guide Rails, Hoisting Chains, Pump Stands, Fittings, and All Other Appurtenances, Complete in Place	LS	1	0	1	1	\$25,000.00	\$25,000.00
6	Install Submersible Pump, Including Pump Stands, and All Appurtenances, Complete in Place	EA	5	0	5	5	\$60,000.00	\$300,000.00
7	Install Discharge Piping and All Associated Items Including, Stainless Steel Riser Piping, Above Ground Ductile Iron Piping, Check Valves, Plug Valves, Combination Air Release/Vacuum Relief Valves, Pipe Supports, Couplings, Joints, U-brackets, Fittings, Hoisting Chains, Guide Rails, and All Other Appurtenances, Complete in Place	LS	1	0.05	0.95	1.00	\$620,000.00	\$620,000.00
8	Removal of Existing Force Mains, Including Bends, Fittings, and all Appurtenances, Complete in Place	LF	1	0	1	1	\$15,000.00	\$15,000.00
9	16-Inch Ductile Iron Sanitary Sewer Force Main, All Depths, Including Restrained Joints, Bends, and Fittings, Complete in Place	LF	288	0	288	288	\$300.00	\$86,400.00
10	Removal of Existing 16-Inch Vent and Replacement with Proposed Coated 16-Inch Ductile Iron Vent, Rotated Counterclockwise 45 Degrees, Complete in Place	EA	1	0	1	1	\$15,000.00	\$15,000.00
11	Rehabilitation of Existing 54-Inch Gravity Sanitary Sewer with Engineer Approved Cured-In-Place Lining System, Including the use of Cementitious Materials for Surface Preparation, As Directed by Engineer, Complete in Place		5					
	Adjustment to Bid Item - Add		4					
		LF	9	9	0	9	\$2,000.00	\$18,000.00
12	Plugging of Existing 42-Inch Pipe with Engineer Approved Cementitious Liner, Complete in Place	EA	1	0	1	1	\$2,500.00	\$2,500.00
13	Hose Bib Assembly Including Meter Box for Non-potable water line, Complete in Place	EA	1	1	0	1	\$7,500.00	\$7,500.00

APPLICATION FOR PAYMENT
 HASTING GREEN WWTP LIFT STATION REHABILITATION
 OWNER: HARRIS COUNTY FRESH WATER SUPPLY DISTRICT NO. 61
 LAN PROJECT NO. 120-12176-000-600 (6.8)
 CONTRACTOR: CFG INDUSTRIES, LLC

APPLICATION NO. 3 PERIOD: 09/26/24 TO 10/25/24
 APPLICATION DATE: 10/28/24

ITEM NO.	ITEM DESCRIPTION	UNIT	CONTRACT QUANTITY	COMPLETED			CONTRACT UNIT PRICE	AMOUNT
				THIS EST.	PREVIOUS	TO DATE		
14	Site Restoration of Hastings Green WWTP Lift Station, Including Removing and Replacing Concrete Pavement, Sidewalks and Driveways; and Damaged Turf, Plants, Shrubs, Fences, and Trees, as Required	LS	1	1	0	1	\$65,000.00	\$65,000.00
	Electrical Items							
15	Demolition of Existing Lift Station Conduits, Feeders, MCC, J-Boxes, Floats, Transducers, ASP, and any Appurtenances and Items Shown in Specifications and Plans	LS	1	0	1	1	\$20,000.00	\$20,000.00
16	Furnish and Install New Concrete Lift Station Control Pad in Existing MCC room and Miscellaneous Sidewalk Repairs as needed for Ductbanks for a Complete and Functional System as Described in Specifications and Plans+	LS	1	0.05	0.95	1.00	\$300,000.00	\$300,000.00
17	Furnish and Install New Lift Station Power Panel and Control Panel with Motor Starters, Electrical Gear, Motor Feeders, Controls, Level Controller, Ductbank, Conduits, Conductors, Floats, Terminal Boxes, Cable Tray, Stationary Work Platform, Modifications to any Existing Equipment and all Appurtenances as necessary for a Complete and Functional System as described in Specifications and Plans	LS	1	0.25	0.75	1	\$275,000.00	\$275,000.00
18	Line Wet Well Interior and Wet Well Baffle Wall with an Engineer Approved Epoxy Coating on Top of the Cementitious Liner, Including Surface Preparation, Complete in Place	SF	3,104	0	3,104	3,104	\$40.00	\$124,160.00
	Change Order No. 1							
19	CIPP Existing 36" Sanitary Sewer Main, to Include all Labor, Tools, Equipment and Materials, Complete in Place	LS	1	1	0	1	\$26,500.00	\$26,500.00
20	Additional Bypass, to Include all Labor, Tools, Equipment, Fuel And Materials, Complete in Place	LS	1	1	0	1	\$9,500.00	\$9,500.00

TOTAL WORK COMPLETED TO DATE \$2,157,160.00

APPLICATION FOR PAYMENT
 HASTING GREEN WWTP LIFT STATION REHABILITATION
 OWNER: HARRIS COUNTY FRESH WATER SUPPLY DISTRICT NO. 61
 LAN PROJECT NO. 120-12176-000-600 (6.8)
 CONTRACTOR: CFG INDUSTRIES, LLC

APPLICATION NO. 3 PERIOD: 09/26/24 TO 10/25/24
 APPLICATION DATE 10/28/24

Legend
 = Calendar Days = Non-Working Days

Month	Days															
Jan, 2024	1	2	3	4	5	6	7	8	9	10	11	12	13	14	15	16
	17	18	19	20	21	22	23	24	25	26	27	28	29	30	31	
Feb	1	2	3	4	5	6	7	8	9	10	11	12	13	14	15	16
	17	18	19	20	21	22	23	24	25	26	27	28	29			
Mar	1	2	3	4	5	6	7	8	9	10	11	12	13	14	15	16
3	17	18	19	20	21	22	23	24	25	26	27	28-NTP	29	30	31	
Apr	1	2	3	4	5	6	7	8	9	10	11	12	13	14	15	16
30	17	18	19	20	21	22	23	24	25	26	27	28	29	30	30	
May	1	2	3	4	5	6	7	8	9	10	11	12	13	14	15	16
31	17	18	19	20	21	22	23	24	25	26	27	28	29	30	31	
June	1	2	3	4	5	6	7	8	9	10	11	12	13	14	15	16
30	17	18	19	20	21	22	23	24	25	26	27	28	29	30		
July	1	2	3	4	5	6	7	8	9	10	11	12	13	14	15	16
31	17	18	19	20	21	22	23	24	25	26	27	28	29	30	31	
Aug	1	2	3	4	5	6	7	8	9	10	11	12	13	14	15	16
31	17	18	19	20	21	22	23	24	25	26	27	28	29	30	31	
Sept	1	2	3	4	5	6	7	8	9	10	11	12	13	14	15	16
30	17	18	19	20	21	22	23	24	25	26	27	28	29	30		
Oct	1	2	3	4	5	6	7	8	9	10	11	12	13	14	15	16
16	17*	18	19	20	21	22	23	24	25	26	27	28	29	30	31	
Nov	1	2	3	**4	5	6	7	8	9	10	11	12	13	14	15	16
2	17	18	19	20	21	22	23	24	25	26	27	28	29	30		
Dec	1	2	3	4	5	6	7	8	9	10	11	12	13	14	15	16
	17	18	19	20	21	22	23	24	25	26	27	28	29	30	31	
204	Total Days to Date															

*10/17/2024 - Stopped calendar days for lift station start up.
 **11/4/2024 - Resume calendar days

Contract Time Summary

	<u>Days Used</u>	
Notice to Proceed	3/28/24	Notice to Proceed
Original Contract Days	140	3/28/24
Previously Approved Non-Working Days Time Extension	16	Previous Calendar Days
Approved Non-Working Days Time Extension This Period	8	181
Previously Approved Time Extensions by Change Order	0	Calendar Days This Period
Approved Time Extensions This Period by Change Order No. 1	40	23
Total Contract Calendar Days and Approved Time Extensions	204	Total Days to Date
Total Suspended Calendar Days	18	204
Substantial Completion	11/5/24	Total Suspended Calendar Days
		18
		Actual Substantial Completion

CHANGE ORDER

No. 1

PROJECT Hastings Green WWTP Lift Station Rehabilitation

DATE OF ISSUANCE November 6, 2024 EFFECTIVE DATE November 6, 2024

OWNER HCFWSD No. 61 CONTRACTOR CFG Industries, LLC

ENGINEER's Project No. 120-12176-000-600 ENGINEER: Lockwood, Andrews & Newnam, Inc.

You are directed to make the following changes in the Contract Documents.

ADD

New Bid Item 19 – CIPP Existing 36” Sanitary Sewer Main, to Include all Labor, Tools, Equipment and Materials, Complete in Place, 1 LS @ \$26,500.00 per LS = \$26,500.00

New Bid Item 20 – Additional Bypass, to Include all Labor, Tools, Equipment, Fuel And Materials, Complete in Place, 1 LS @ \$9,500.00 per LS = \$9,500.00

TOTAL THIS CHANGE ORDER \$36,000.00

CALENDAR DAYS: Add 40 days to the contract time.

REASON FOR CHANGE ORDER: Unanticipated Conditions Encountered During Construction.

CHANGE IN CONTRACT PRICE:	CHANGE IN CONTRACT TIMES:
Original Contract Price \$ <u>2,113,160.00</u>	Original Contract Times Substantial Completion: <u>140 Days</u> Ready for final payment: _____ days or dates
Net changes from previous Change Orders No. ___ to No. \$ <u>N/A</u>	Net change from previous Change Orders No. ___ to No. _____ Days
Contract Price prior to this Change Order \$ <u>2,113,160.00</u>	Contract Times prior to this Change Order Substantial Completion: _____ Ready for final payment: _____ days or dates
Net Increase (decrease) of this Change Order \$ <u>36,000.00</u>	Net Increase (decrease) of this Change Order _____ <u>40 Days</u> Days
Contract Price with all approved Change Orders \$ <u>2,149,160.00</u>	Contract Times with all approved Change Orders Substantial Completion: <u>180 Days</u> Ready for final payment: _____ days or dates

CHANGE ORDER

No. 1

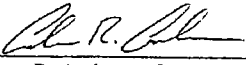
PROJECT Hastings Green WWTP Lift Station Rehabilitation

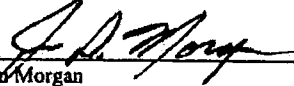
DATE OF ISSUANCE November 6, 2024 EFFECTIVE DATE November 6, 2024


RECOMMENDED:

APPROVED:

ACCEPTED:

By: 
Adam R. Anderson, P.E.
Lockwood, Andrews, & Newnam, Inc.

By: 
Jon Morgan
HCFWSD No. 61

By: 
David Cadriel
CFG Industries, LLC

Date: 11-1-2024

Date: 11-6-2024

Date: 11/1/2024





11-1-2024

Lockwood, Andrews, & Newnam, Inc.
TBPELS ID No. F-2614



Planning
Engineering
Program Management

PLEASE
REMIT TO:

Lockwood, Andrews & Newnam, Inc.
P.O. Box 675025
Dallas, TX 75267-5025

Harris County Fresh Water Supply District No. 61
13205 Cypress N. Houston
Cypress, Texas 77429

Attn: Jerry Homan, General Manager

Re: Barwood Utility Relocations

LAN Invoice No. 7
November 6, 2024
LAN Project No. 125-10046-000
Director: E.C. Streich ECS 11/11/24
Phone No. (713) 266-6900
Customer 10890
LAN Tax I.D. No. 74-1381591

INVOICE SUMMARY

PROJECT NO.	DESCRIPTION	AMOUNT THIS MONTH		
		SERVICES	EXPENSES	TOTAL
125-10046-000-400	Design Phase	\$61,840.15	\$0.00	\$61,840.15
125-10046-000-500	Bidding Phase	\$0.00	\$0.00	\$0.00
125-10046-000-600	Construction Administration	\$0.00	\$0.00	\$0.00
125-10046-000-904	Topographic Survey	\$0.00	\$0.00	\$0.00
	TOTAL	\$61,840.15	\$0.00	\$61,840.15

TOTAL DUE THIS INVOICE - Drainage Improvements Account \$61,840.15

[Handwritten signature]



Planning
Engineering
Program Management

Please make checks payable to:
Lockwood, Andrews, & Newnam, Inc.
PO Box 675025
Dallas, TX 75267-5025
T: 713.266.6900
Send remittance details to:

ACH/Wire Payments can be sent to:
BMO Bank N.A.
Account: 3208709
Routing: 071000288
Tax ID: 74-1381591
AccountsReivable@lan-inc.com

November 06, 2024

Invoice No: 125-10046-000 - 7

Jerry Homan
Harris County FWSD No. 61
13205 Cypress N. Houston
Attn: Jerry Homan
Cypress, TX 77429

Project 125-10046-000 Barwood Utility Relocations
Professional Services from September 28, 2024 to October 25, 2024

Task 400 Design Phase

Professional Personnel

	Hours	Rate	Amount	
Project Manager				
Anderson, Adam	9.00	87.50	787.50	
Engineer VI				
Pence, Alexander	70.00	80.91	5,663.70	
Engineer IV				
Pulido, Xavier	9.00	60.58	545.22	
Engineer III				
Bustios, Adrian	134.00	60.58	8,117.72	
Engineer II				
Walker, Elizabeth	56.00	51.83	2,902.48	
Engineer I				
Purdy, Drew	165.00	48.47	7,997.55	
Sr. Designer				
Kreutzfeldt, Peter	9.00	54.80	493.20	
Team Leader				
Streich, Edward	3.00	126.55	379.65	
Totals	455.00		26,887.02	
Total Labor		2.3 times	26,887.02	61,840.15
		Task Total		61,840.15

Total This Invoice 61,840.15



Planning
Engineering
Program Management

PLEASE
REMIT TO:

Lockwood, Andrews & Newnam, Inc.
P.O. Box 675025
Dallas, TX 75267-5025

Harris County Fresh Water Supply District No. 61
13205 Cypress N. Houston
Cypress, Texas 77429

Attn: Jerry Homan, General Manager

Re: Tower Oaks Utility Relocation

LAN Invoice No. 4
November 6, 2024
LAN Project No. 125-10067-000
Director: E.C. Streich ECS 11/11/24
Phone No. (713) 266-6900
Customer 10890
LAN Tax I.D. No. 74-1381591



INVOICE SUMMARY

PROJECT NO.	DESCRIPTION	AMOUNT THIS MONTH		
		SERVICES	EXPENSES	TOTAL
125-10067-000-400	Design Phase	\$3,285.16	\$0.00	\$3,285.16
125-10067-000-500	Bidding Phase	\$0.00	\$0.00	\$0.00
125-10067-000-600	Construction Administration	\$0.00	\$0.00	\$0.00
	TOTAL	\$3,285.16	\$0.00	\$3,285.16

TOTAL DUE THIS INVOICE - Drainage Improvements Account \$3,285.16



Planning
Engineering
Program Management

Please make checks payable to:
Lockwood, Andrews, & Newnam, Inc.
PO Box 675025
Dallas, TX 75267-5025
T: 713.266.6900
Send remittance details to:

ACH/Wire Payments can be sent to:
BMO Bank N.A.
Account: 3208709
Routing: 071000288
Tax ID: 74-1381591
AccountsReceivable@lan-inc.com

November 06, 2024
Invoice No: 125-10067-000 - 4

Jerry Homan
Harris County FWSD No. 61
13205 Cypress N. Houston
Attn: Jerry Homan
Cypress, TX 77429

Project 125-10067-000 Tower Oaks Utility Relocation
Professional Services from September 28, 2024 to October 25, 2024

Task 400 Design Phase

Professional Personnel

	Hours	Rate	Amount	
Project Manager				
Anderson, Adam	5.50	87.50	481.25	
Engineer IV				
Pulido, Xavier	12.50	60.58	757.25	
Team Leader				
Streich, Edward	1.50	126.55	189.83	
Totals	19.50		1,428.33	
Total Labor		2.3 times	1,428.33	3,285.16
		Task Total		3,285.16

Total This Invoice 3,285.16

Harris County Fresh Water Supply District 61

October 2024 - Operations Report

Water Production			
<u>Facility</u>	<u>Gallons</u>	<u>Daily Avg.</u>	<u>YTD Gallons</u>
Barwood	5,009,000	161,581	52,660,000
Hastings Green	19,509,000	629,323	226,551,000
Huffmeister	17,472,000	563,613	119,256,000
Ravensway	32,138,000	1,036,710	240,908,000
Total	74,128,000	2,391,226	639,375,000
Pumped to Billed		65,023,000	Month %
			88%
			YTD %
			91%
District 61 Connections Actual Connections- 4088		8067 - SFE (2016 Projection)	
248 Actual Connections - 756		Active ESFC - 1920 Water/1913 Sewer	SFE's Purchased - 2616 Water/2606 Sewer
Wastewater Treatment			
<u>Facility</u>	<u>Gallons</u>	<u>Daily Avg.</u>	<u>YTD Gallons</u>
Barwood	15,995,000	515,968	184,163,000
Hastings Green	59,152,000	1,908,129	665,486,000
Total	75,147,000	2,424,097	849,649,000
Rainfall	Month	0.25	Annual 51.8
Distribution and Collection			
20 Bacteriological samples were taken: No coliforms detected.			
	Current Month	Annual	
Meter change out program:	143	199	
Distribution line leaks:	2	39	
Residential Taps:	0	1	
Commercial Taps:	0	2	
Continuation of Fire Hydrant Maintenance and Manhole Repair Throughout the District. Locating & Marking Valves / Manholes Water Leak Survey			
Out of District Use			
<u>User</u>	<u>Current Month</u>	<u>Allocated</u>	<u>Annual Usage</u>
Emerald Forest	240,000	1,050,000	2,227,000
MUD 248	14,292,000	26,250,000	132,127,000
MUD 69	0	Emergency	313,000
Timberlake UD	0	Emergency	0
MUD 222	0	Emergency	0
Totals:	14,532,000		134,667,000
Personnel			
November Safety Meeting on Job Site Safety Awareness - Completed on November 14th December Quarterly Safety Meeting - End Safety Awareness 2024 Recap			

➤ **BARWOOD WWTP # 1**

Bill Hooper – Repaired UV HMI

Hydro-Clear – Cleaned lift station wet well

➤ **HASTINGS GREEN WWTP # 2**

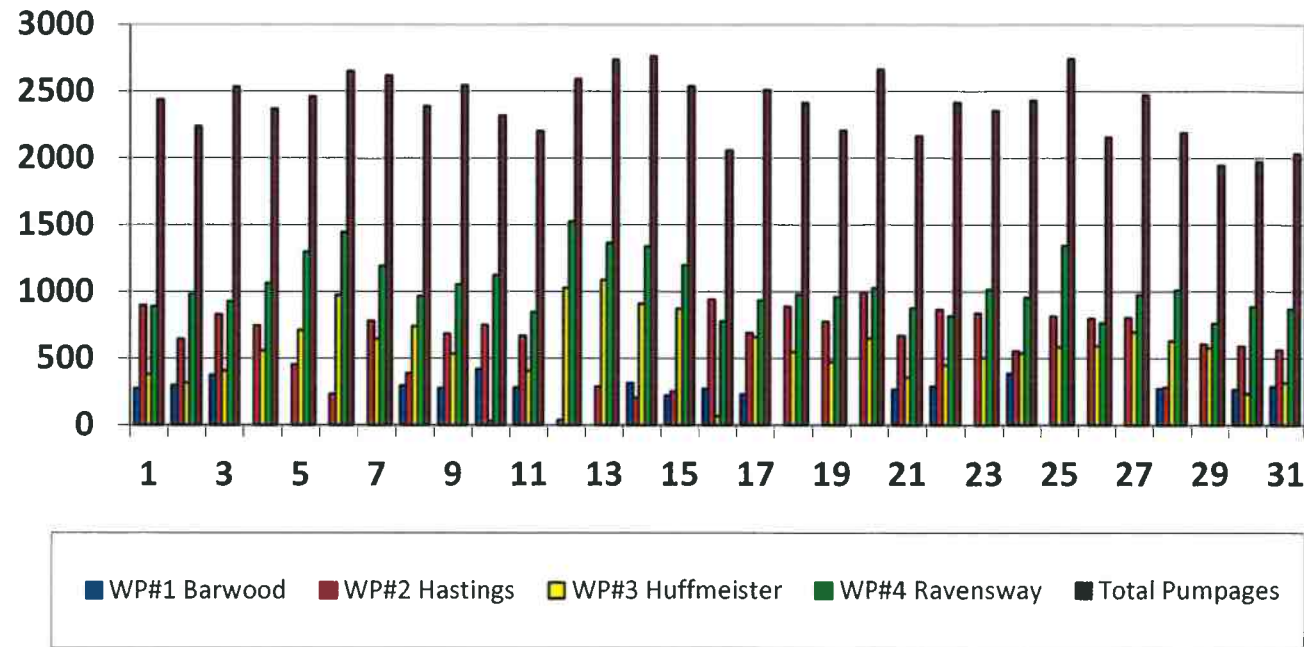
Weisinger – Began water well rehab

➤ **RAVENSWAY WP # 4**

CFI – Repaired CL2 regulator

H.C.F.W.S.D. # 61
WELL PUMPAGES

Well Pumpages October 2024



**	BARWOOD	HASTINGS GREEN	HUFFMEISTER	RAVENSWAY	DAILY TOTALS
DAY	WP#1	WP#2	WP#3	WP#4	X 1000
1	273	896	382	887	2438
2	297	643	317	980	2237
3	373	829	406	927	2535
4	0	746	558	1064	2368
5	0	453	710	1297	2460
6	0	233	973	1445	2651
7	0	780	647	1191	2618
8	296	388	740	965	2389
9	275	685	533	1053	2546
10	420	749	29	1122	2320
11	279	668	408	845	2200
12	0	37	1028	1525	2590
13	0	287	1087	1363	2737
14	314	204	909	1337	2764
15	219	251	872	1197	2539
16	272	942	66	778	2058
17	230	690	658	934	2512
18	0	888	550	976	2414
19	0	775	474	959	2208
20	0	992	648	1024	2664
21	264	669	357	876	2166
22	289	864	448	816	2417
23	0	837	503	1015	2355
24	385	553	539	954	2431
25	0	814	584	1344	2742
26	0	797	593	765	2155
27	0	804	695	973	2472
28	272	280	629	1010	2191
29	0	604	577	763	1944
30	265	589	235	884	1973
31	286	562	317	869	2034
TOTALS	5009.000	19509.000	17472.000	32138.000	74128.000
DAILY AVG	161.581	629.323	563.613	1036.710	2391.226

GENERAL DROUGHT MANAGEMENT

Last Update May 2024

% Gallon Per Day

	GPM	GPD	0.90	0.80	0.70	0.60	0.50
Plant #1	1,136	1,635,840	1,472,256	1,308,672	1,145,088	981,504	817,920
Plant #2	3,082	4,438,080	3,994,272	3,550,464	3,106,656	2,662,848	2,219,040
Plant #3	1,339	1,928,160	1,735,344	1,542,528	1,349,712	1,156,896	964,080
Plant #4	1,496	2,154,240	1,938,816	1,723,392	1,507,968	1,292,544	1,077,120
TOTALS	7053	10,156,320	9,140,688	8,125,056	7,109,424	6,093,792	5,078,160

Harris County Fresh Water Supply District 61

2025 Operating Budget

	Expenses	2024 Budget	2025 Budget	2024 Monthly	2025 Monthly	Total Budget	Actual	Variance	Notes
45001	Repairs & Maint.. Coll & Improvements	25,000	25,000	2,083	2,083			0 Same	
45021	Repairs & Maint.. Water Plant 1	10,000	10,000	833	833			0 Same	
45022	Repairs & Maint.. Water Plant 2	17,000	25,000	1,417	2,083			0 Increase 8,000	
45024	Repairs & Maint.. Water Plant 3	20,000	20,000	1,667	1,667			0 Same	
45025	Repairs & Maint.. Water Plant 4	12,000	12,000	1,000	1,000			0 Same	
45031	Repairs & Maint.. STP No. 1	55,000	55,000	4,583	4,583			0 Same	
45032	Repairs & Maint.. STP No.2	75,000	75,000	6,250	6,250			0 Same	
45033	Repairs & Maint.. Wortham Falls	2,000	2,000	167	167			0 Same	
45034	Repairs & Maint.. Ravensway	3,000	3,000	250	250			0 Same	
45041	Repairs & Maint.. Oakcliff Lift Station	4,000	4,000	333	333			0 Same	
45042	Repairs & Maint.. Crossbend Village L/S	2,000	2,000	167	167			0 Same	
45043	Repairs & Maint.. Lift Station 2	2,000	2,000	167	167			0 Same	
45044	Repairs & Maint.. Lift Station 3	2,000	2,000	167	167			0 Same	
45045	Repairs & Maint.. Elevated 2	2,500	2,500	208	208			0 Same	
45046	Repairs & Maint.. Eldridge Lift Station	3,000	3,000	250	250			0 Same	
45047	Repairs & Maint.. Wortham Landing L/S	4,000	4,000	333	333			0 Same	
49000	Truck Repair	15,000	15,000	1,250	1,250			0 Same	
49010	Truck Fuel	75,000	50,000	6,250	4,167			0 Decrease 25,000	
49011	Truck Purchase	100,000	0	8,333	0			0 Decrease 100,000	
49012	Field Equipment Repair	25,000	25,000	2,083	2,083			0 Same	
49013	Diesel Fuel	22,000	50,000	1,833	4,167			0 Increase 28,000	
49200	Cellular Services	12,000	15,000	1,000	1,250			0 Increase 3,000	
50100	Employee Payroll	1,700,000	1,841,100	141,667	153,425			0 Increase 8.3%	
56010	TCDRS	133,130	144,179	11,094	12,015			0 Increase 8.3%	
50300	Health & Disability Insurance	724,412	747,478	60,368	62,290			0 Increase 23,066	
51100	TEC	9,419	10,200	785	850			0 Increase 8.3%	

2025 COLA = 2.6% (All Employees)

Additional Upon Merit

.4% - .6% = Good

.7% - .9% = Very Good

1.0% - 1.2% = Outstanding

Cost-of-Living Adjustment (COLA) Information for 2025

Social Security and Supplemental Security Income (SSI) benefits for more than 72.5 million Americans will increase 2.6 percent in 2025.

3.8% Max

HARRIS COUNTY F.W.S.D. #61
Check Register - Standard
 Period: 11-24 As of: 11/20/2024

Check Nbr	Check Type	Check Date	Vendor ID	Vendor Name	Period To Post	Ref Nbr	Doc Type	Invoice Number	Invoice Date	Discount Taken	Amount Paid
Company: HCFW61											
Acct / Sub:	10101		000000								
058735	CK	11/20/2024	014	GRAINGER	11-24	074211	VO	9262199947	11/19/2024	0.00	127.48
058735	CK	11/20/2024	014	GRAINGER	11-24	074212	VO	9310024097	11/19/2024	0.00	2,850.84
058735	CK	11/20/2024	014	GRAINGER	11-24	074225	VO	9303774062	11/19/2024	0.00	279.92
Check Total											3,258.24
058736	CK	11/20/2024	015	PVS DX INC	11-24	074252	VO	057020999-24	11/20/2024	0.00	592.88
058736	CK	11/20/2024	015	PVS DX INC	11-24	074253	VO	057021000-24	11/20/2024	0.00	988.13
058736	CK	11/20/2024	015	PVS DX INC	11-24	074254	VO	057020998-24	11/20/2024	0.00	197.63
Check Total											1,778.64
058737	CK	11/20/2024	018	Ace Hardware # 1	11-24	074248	VO	3432	11/19/2024	0.00	529.30
<hr/>											
058738	CK	11/20/2024	094	CINTAS CORPORATION 082	11-24	074232	VO	13597404	11/19/2024	0.00	1,508.76
<hr/>											
058739	CK	11/20/2024	10005	BRYSON HUNTER	11-24	074244	VO	cellphone	11/19/2024	0.00	51.37
<hr/>											
058740	CK	11/20/2024	10032	Brian Dubiel	11-24	074238	VO	cellphone	11/19/2024	0.00	51.37
<hr/>											
058741	CK	11/20/2024	123	NASH PRINTING CO, INC	11-24	074247	VO	74826	11/19/2024	0.00	140.00
<hr/>											
058742	CK	11/20/2024	128	G-M Services	11-24	074226	VO	1101	11/19/2024	0.00	625.00
<hr/>											
058743	CK	11/20/2024	1469	CHAMPIONS HYDRO-LAWN,	11-24	074235	VO	93339	11/19/2024	0.00	480.00
<hr/>											
058744	CK	11/20/2024	166	Home Depot/GEFC	11-24	074250	VO	0144	11/20/2024	0.00	2,239.67

HARRIS COUNTY F.W.S.D. #61
Check Register - Standard
 Period: 11-24 As of: 11/20/2024

Check Nbr	Check Type	Check Date	Vendor ID Vendor Name	Period To Post Closed	Ref Nbr	Doc Type	Invoice Number	Invoice Date	Discount Taken	Amount Paid
058745	CK	11/20/2024	1665 JOSE ALFREDO MARTINEZ	11-24	074240	VO	cellphone	11/19/2024	0.00	51.37
058746	CK	11/20/2024	174 THIRD COAST COMMERCIAL	11-24	074217	VO	102405	11/19/2024	0.00	2,373.56
058746	CK	11/20/2024	174 THIRD COAST COMMERCIAL	11-24	074218	VO	102404	11/19/2024	0.00	2,226.24
058747	CK	11/20/2024	200 TEXAS COMMISSION ON	11-24	074224	VO	91010237	11/19/2024	0.00	4,599.80 14,800.45
058748	CK	11/20/2024	215 EVERON	11-24	074255	VO	156963335	11/20/2024	0.00	508.80
058749	CK	11/20/2024	220 VERIZON WIRELESS	11-24	074230	VO	9977616038	11/19/2024	0.00	756.76
058750	CK	11/20/2024	237 Bio-Aquatic Testing, Inc.	11-24	074214	VO	00066093	11/19/2024	0.00	200.00
058750	CK	11/20/2024	237 Bio-Aquatic Testing, Inc.	11-24	074215	VO	00066092	11/19/2024	0.00	100.00
058751	CK	11/20/2024	284 Homan--Jerry F.	11-24	074246	VO	cellphone	11/19/2024	0.00	300.00 51.37
058752	CK	11/20/2024	3021 O'REILLY AUTOMOTIVE, INC	11-24	074251	VO	689937	11/20/2024	0.00	167.53
058753	CK	11/20/2024	3668 DSHS CENTRAL LAB MC2004	11-24	074219	VO	1010237	11/19/2024	0.00	414.00
058754	CK	11/20/2024	3669 BETA TECHNOLOGY, INC	11-24	074216	VO	6083	11/19/2024	0.00	240.18
058755	CK	11/20/2024	5680 BRIAN BREEDING	11-24	074239	VO	cellphone	11/19/2024	0.00	51.37
058756	CK	11/20/2024	5681 JUAN F MARTINEZ	11-24	074237	VO	cellphone	11/19/2024	0.00	51.37

HARRIS COUNTY F.W.S.D. #61
Check Register - Standard
 Period: 11-24 As of: 11/20/2024

Check Nbr	Check Type	Check Date	Vendor ID	Vendor Name	Period To Post	Period Closed	Ref Nbr	Doc Type	Invoice Number	Invoice Date	Discount Taken	Amount Paid
058757	CK	11/20/2024	5723	WES BUTZKE	11-24	11-24	074241	VO	cellphone	11/19/2024	0.00	51.37
058758	CK	11/20/2024	6200	COMCAST BUSINESS	11-24	11-24	074231	VO	0755247	11/19/2024	0.00	362.54
058759	CK	11/20/2024	6201	C & S JANITORIAL SERVICES	11-24	11-24	074236	VO	50221	11/19/2024	0.00	40.20
058760	CK	11/20/2024	6410	GALLAGHER LOCAL OFFICE	11-24	11-24	074233	VO	5367660	11/19/2024	0.00	13.00
058760	CK	11/20/2024	6410	GALLAGHER LOCAL OFFICE	11-24	11-24	074234	VO	5367644	11/19/2024	0.00	902.00
058761	CK	11/20/2024	6899	SAM MEZA	11-24	11-24	074243	VO	cellphone	11/19/2024	0.00	915.00
058762	CK	11/20/2024	7249	AGAPITO O PEREZ	11-24	11-24	074242	VO	7249	11/19/2024	0.00	51.37
058763	CK	11/20/2024	7878	LOFTIN EQUIPMENT CO.	11-24	11-24	074220	VO	00048223	11/19/2024	0.00	390.00
058763	CK	11/20/2024	7878	LOFTIN EQUIPMENT CO.	11-24	11-24	074221	VO	00048196	11/19/2024	0.00	245.00
058763	CK	11/20/2024	7878	LOFTIN EQUIPMENT CO.	11-24	11-24	074222	VO	00048208	11/19/2024	0.00	245.00
058763	CK	11/20/2024	7878	LOFTIN EQUIPMENT CO.	11-24	11-24	074227	VO	00048098	11/19/2024	0.00	310.00
058763	CK	11/20/2024	7878	LOFTIN EQUIPMENT CO.	11-24	11-24	074228	VO	00048138	11/19/2024	0.00	235.00
058763	CK	11/20/2024	7878	LOFTIN EQUIPMENT CO.	11-24	11-24	074229	VO	00048108	11/19/2024	0.00	310.00
058764	CK	11/20/2024	8574	Polydyne, Inc.	11-24	11-24	074223	VO	1880504	11/19/2024	0.00	1,735.00
058765	CK	11/20/2024	9457	ACCURATE UTILITY SUPPLY	11-24	11-24	074213	VO	216256	11/19/2024	0.00	180.80
058766	CK	11/20/2024	9534	CODY COTTEN	11-24	11-24	074245	VO	cellphone	11/19/2024	0.00	51.37
Check Total											1,735.00	3,150.00

Date: Wednesday, November 20, 20
 Time: 09:28AM
 User: PMAGEE

HARRIS COUNTY F.W.S.D. #61
Check Register - Standard
 Period: 11-24 As of: 11/20/2024

Page: 4 of 4
 Report: 03630.rpt
 Company: HCFW61

Check Nbr	Check Type	Check Date	Vendor ID	Vendor Name	Period	To Post	Closed	Ref Nbr	Doc Type	Invoice Number	Invoice Date	Discount Taken	Amount Paid
058767	CK	11/20/2024	9944	ZHENG, GANG	11-24			074256	VO		11/20/2024	0.00	20.12

Check Count: 33

Acct Sub Total: 39,264.49

Check Type	Count	Amount Paid
Regular	33	39,264.49
Hand	0	0.00
Electronic Payment	0	0.00
Void	0	0.00
Stub	0	0.00
Zero	0	0.00
Mask	0	0.00
Total:	33	39,264.49

Company Disc Total 0.00 Company Total 39,264.49

Register Report - Today

11/15/2024 through 11/15/2024

11/15/2024

Page 1

Date	Num	Description	Memo	C	Amount
BALANCE 11/14/2024					226,515.15
11/15/2024	11322	Zhou Jikui	2022 Homestead Refund 1282950020043		-173.66
11/15/2024	11323	Schott Devin James & M...	2022 Homestead Refund 1172310060004		-73.57
11/15/2024	11324	Guzman Maria E	2022 Homestead Refudn 1142680060013		-114.52
11/15/2024	11325	Neumann Jean Terio	2022 Homestead Refund 1054210000015		-220.75
11/15/2024	11326	Rivera Aura & Arrecis Se...	2022 Ovr65 Refund 1047410000017		-70.00
11/15/2024	11327	Knasin Ruth Angelyn & M...	2022 Refund 1054220000036		-65.34
11/15/2024	11328	AT&T Messaging Service...	2023 Deleted Value Refund 2144516		-82.49
11/15/2024	11329	Cypress North Plaza Trust	2023 Refund 1274250010001		-717.77
11/15/2024	11330	Elridge Crossing LTD	2023 Litigated Refund 1277020010003		-2,668.29
11/15/2024	11331	Elridge Crossing LTD	2023 Litigated Refund 1277020010006		-353.58
11/15/2024	11332	Click Fil A Inc	2023 Litigated Refund 1217360010002		-1,690.67
11/15/2024	11333	GWR Trails EP Owners L...	2023 Litigated Refund 1235490000001		-6,777.04
11/15/2024	11334	Boada Martha Angelica &...	2023 Homestead & Ovr65 Refund 1142680060008		-224.41
11/15/2024	11335	Rivera Aura & Arrecis Se...	2023 Ovr65 Refund 1047410000017		-65.00
11/15/2024	11336	Knasin Ruth Angelyn & M...	2023 Refund 1054220000036		-63.39
11/15/2024	11337	Aarav Hospitality LLC	2023 Litigated Refund 1153800000023		-533.81
11/15/2024	11338	Auto Zone Inc	2023 Litigated Refund 1165650000008		-610.53
11/15/2024	11339	Auto Zone Inc	2023 Litigared Refund 1187420010001		-459.39
11/15/2024	11340	K Equities LTD	2023 Litigared Refund 1165650000033		-499.08
11/15/2024	11341	Allstate BK Real Estate H...	2023 Litigated Refund 1219840010001		-722.08
11/15/2024	11342	Chilton Quyen Bui Thuy T	2023 Ovr65 Refund 1282950010040		-65.00
11/15/2024	11343	Lance Ratto & Nancy Rat...	2023 Litigated Refund 1291890010001		-388.34
11/15/2024	11344	Shree Rang Avdhoot Of ...	2023 Refund 1150530000009		-461.39
11/15/2024	11345	Guzman Maria E	2023 Homestead Refund 1142680060013		-118.61
11/15/2024	11346	Neumann Jean Terio	2023 Homestead & DIS Refund 1054210000015		-284.28
11/15/2024	11347	Appliance Warehouse Of...	2023 Refund 1016289		-5.97
11/15/2024	11348	CSC Serviceworks Inc	2023 LITIGATED REFUND 2282636		-6.79
11/15/2024	11349	Schott Devin James & M...	2023 Homestead Refund 1172310060004 S4390 R...		-105.92
11/15/2024	11350	Schott Devin James & M...	2023 Homestead Refund S4399 R2313		-75.15
11/15/2024	11351	VLandaverde Omar A	2023 Homestead Refund 1209030010047		-151.38
11/15/2024	11352	Mai Nancy & Dao Jennifer	2023 Litigated Refund 1249570010001		-319.23
11/15/2024	11353	Arda Hospitality Inc	2023 Litigated Refund 1274830010005		-662.73
11/15/2024	11354	Dollar Real Investments ...	2023 Litigated Refund 1291890010002		-302.64
11/15/2024	11355	Torres Investments No 1 ...	2023 Litigated Refund 1314700010002		-180.48
11/15/2024	11356	Kaur Jaspreet Singh Har...	2024 Homestead Refund 1234670010043		-219.08
11/15/2024	11357	Nguyen Nina Ngoc & Ton...	2024 Ovr65 Refund 1142680010021		-65.00
11/15/2024	11358	Large Kenneth R & Maria C	2024 Ovr65 Refund 1113960000002		-65.00
11/15/2024	11359	Joseph J Isaacson	Over Payment 1182010010020		-58.15
11/15/2024	11360	Rana R Ghauri M.D.P.A	Over Payment 2002252		-32.81
11/15/2024	11361	Smith, Murdaugh, Little &...	Delinquent Attorney Collections (October 2024)		-641.96
11/15/2024	11362	Harris County Fresh Wat...	Tax Collection October 2024		-5,500.00
11/15/2024	Trf Debt	Transfer To Debt For Oct...			-120,619.87
11/15/2024 - 11/15/2024					-146,515.15

BALANCE 11/15/2024

80,000.00


TOTAL INFLOWS

0.00

TOTAL OUTFLOWS

-146,515.15

ENGINEER'S STATUS REPORT
HARRIS COUNTY FRESH WATER SUPPLY DISTRICT No. 61
November 20, 2024



Prepared by: Adam R. Anderson, P.E. #130348
 Lockwood, Andrews & Newnam, Inc., TBPE Firm #F-2614

A. Design – Construction Projects

1. Water and Sanitary Relocations: North Eldridge Parkway at FM 1960 (12094) – SPA Funds

<u>Item</u>	<u>Date</u>	<u>Status</u>
<u>#61 Construction Contract</u>		
Final Pay Application approved	8/14/2024	
<u>TxDOT Reimbursement Agreement w/ #61</u>		
4 th Reimbursement Package submittal after easements settled	11/6/2024	
4 th Reimbursement Package Check expected	Dec 2024	

2. Sanitary Sewer Phase 11 Rehabilitation (125-10012) BI 19 – This project will include the rehab of the remaining lines and manholes observed in the Phase 8 TV Surveys that need rehabilitation. The areas that will be rehabbed in the project are Hastings Green Sections 1, 2 & 3; Huffmeister Rd; Meisterwood Dr; Wortham Corridor; Tuckerton Road; Barwood and Hastings Green WWTPs. The project was awarded to Cruz-Tec, Inc. for \$1,192,330.00 and 220 calendar days. The notice to proceed was issued for 12/4/2023. The current contract substantial completion date is August 24, 2024. The contractor is currently over the amount of days in their contract.
3. Sanitary Sewer Phase 12 TV Surveys (125-10025) BI 19 – LAN has confirmed the scope for this project with the 61 Staff. LAN has given District staff copies of the plan sheets for their review. The areas that this TV phase will cover are Cypress Creek Forest Section 1; Birdcall Lane; Crossbend Village Section 1; Lake of White Oak; Hastings Green Sections 1 & 2; Fallbrook Green; Mansions at Hastings Green; Hastings Green Park; Eldridge Crossings; Falls at White Oak; Cypress Falls Estates; Ravensway Lake; Wortham Falls Sections 1, 2 & 3; Wortham Landing Sections 1, 2, 3 & 4.
4. WWTP 2 (Hastings Green) Lift Station Rehabilitation (12176) BI 19 – The scope of this project is to replace the existing pumps with 5 pumps, all the same size; replace the existing riser pipes, valves and force mains; replace the existing electrical and control panel; rehabilitate the existing wet well and 54” influent pipe. The project was awarded to CFG Industries, LLC. for \$2,113,160 and 140 calendar days. The notice to proceed was issued for 3/28/24. The current substantial completion date is November 8, 2024. The lift station is off bypass and the CIPP liners have been installed.

Review and consider approving Pay Application No. 3, see pages 8 – 14.

5. Water Plant No. 2 Recoating (125-10030) BI 19 - Water Plant No. 2 had the interiors and exteriors of the GSTs and Hydrotanks recoated in 2015. Water Plant No. 2 had its coatings inspected by Preventive Services on 2/21/23. This project will include the recoating the interior and exterior of GSTs and HPTs; and the building, piping, and outside control panels, as needed. Also, the project will include the recoating of the Fallbrook Well and Well #2 sites.

<u>Action</u>	<u>Date</u>	<u>Status</u>
Authorization to Advertise	10/9/24	Completed
Advertise Project	10/25 & 11/1	Completed
Pre-Bid Meeting	11/5/24	Completed
Bid Opening	11/12/24	Completed
Award	11/20/24	
Pre-Con Meeting	Dec '24	
Start Construction	Jan '24	

Review bids and consider awarding construction contract, see pages 15 - 20.

B. Construction Warranty Status

1. Sanitary Sewer Phase 10 Rehab (10011) – The Contractor is Texas Pride Utilities, LLC, warranty inspection to be held around 11/24/2024. Warranty expires 01/24/2025.
2. Utility Relocations for HCFCD E132-00-00 Proposed Channel Improvements (125-10039) – The Contractor is Scohil Construction, warranty inspection to be held around 4/26/2025. Warranty expires 06/26/2025.
3. Water and Sanitary Relocations: North Eldridge Parkway at FM 1960 (12094) – The Contractor is Persons Services Corp., warranty inspection to be held around 1/1/2025. Warranty expires 03/01/2025.

C. Permit / District-Wide Plan Status

1. America’s Water Infrastructure Act (AWIA) of 2018 –The Emergency Response Plan was certified and submitted to the EPA on **9/28/21**.
2. WWTP 1 (Barwood) – TPDES Discharge Permit 10876-001
Issued: 6/17/2022, Expires: **6/17/2027**
3. WWTP 2 (Hastings Green) - TPDES Permit No. 10876-002
Issued: 6/17/2022, Expires: **6/17/2027**
4. Water Conservation Plan (WCP)
Submitted: 04/26/2024; Next Plan Update due: **5/1/2029**
5. Drought Contingency Plan (DCP)
Submitted: 04/03/2024; Next Plan Update due: **5/1/2029**

6. TCEQ Emergency Preparedness Plan
Approved by TCEQ: 4/26/10, submitted to the County Judge, Public Utility Commission, Texas Department of Emergency Management and the Harris County Office of Emergency Management.
7. Water Monitoring Plan
Prepared and submitted to the Assistant General Manager on 4/6/23.
8. EPA Lead & Copper Mandate –
District staff reported on 10/9/2024 they submitted submitted the lead and copper inventory to TCEQ prior to the deadline.

D. Miscellaneous Projects

1. NHCRWA Chloramination Systems – Design of the Chloramination Systems at each of the #61 Water Plants for the NHCRWA Transmission Line Engineers is complete.

Project 31C (WP 2 & 3) – Construction Manager is HDR Engineering, Contractor is Main Lane Industries, Ltd.; the pre-con was held on 02/01/24. The notice to proceed was issued for 02/01/24 and there are 405 calendar days. Contractor has completed the work on the ground storage tanks at both water plants.

Project 31D (WP 1) – Construction Manager is HR Green, Inc., Contractor is Reddico Construction Company, Inc.; the pre-con was held on 07/31/24. The notice to proceed was issued for 07/31/24 and there are 420 calendar days.

Project 31E (WP 4) – Construction Manager is Black and Veatch, Contractor is E.P. Brady; the pre-con was held on 10/16/23. The notice to proceed was issued for 10/16/23 and there are 450 calendar days. Contractor started to perform work at WP#4 on 10/30/2024.

1. WWTP 1 & 2 Capital Improvement Plan – Inventory of Equipment, Condition Assessment and Estimated Costs – The updated Capital Improvement Plan (CIP) for WWTP 1 and 2 was presented to the Board at the 09/13/23 Meeting and the updated CIP was approved at that meeting.
2. Barwood Subdivision Drainage Improvements –
4/12/19 - Harris County Engineering Department received a Drainage Analysis Report of the Barwood Subdivision performed by its Consultant Engineer HT&J. The purpose of the study was to evaluate potential solutions to improve the flooding conditions that occur in Barwood during extreme rain events.

Tax Day Flood (4/16/16) – 31 homes flooded. The average depth of flooding was 2.65 inches with some homes having 12 inches of stormwater.

Hurricane Harvey (8/25/17) – 131 homes flooded. The average depth of flooding was 4.21 inches with some homes having 30 inches of stormwater.

Proposed Solutions/Recommended Approach to Improving Drainage

- Add 1,300 LF of 48-inch RCP along N. Eldridge Parkway

- Add a 25 Ac-ft Detention Pond north of Advance Drive connected to the existing storm sewer system with 220 LF of 48-inch RCP
- Add 2,500 LF of 48-inch RCP, add 1,600 LF of 54-inch RCP and add 860 LF of 72-inch RCP, and remove 4,960 LF of existing RCP
- The opinion of probable cost in 2019 Dollars for construction, contingencies, design and land acquisition is **\$6.9M**

Unresolved Issues

Many houses in Barwood lie below the 100-year tailwater elevations in Channels E132 & E133. The only solution is a regional approach that will lower the water static elevation (WSEL) in these channels. During Hurricane Harvey, residents reported floodwaters coming from the Cypress Creek watershed to the north.

11/2/21 – Harris County Engineering Department Barwood Subdivision Drainage Improvements Plans performed by its Consultant Engineer Amani Engineering, Inc. were sent for review. A Utility Conflict Table was provided by Consultant Engineer Brooks & Sparks.

6/6/22 – Harris County Engineering Department Barwood Subdivision Drainage Improvements Plans performed by its Consultant Engineer Amani Engineering, Inc. were provided. An updated Utility Conflict Table was provided by Consultant Engineer Brooks & Sparks showing water line conflicts and sanitary sewer conflicts. Construction is expected to start in 2023.

2/1/23 – Harris County Engineering Department submitted 90% plans to LAN for review. LAN reviewed the updated plans and confirmed the locations of the proposed utility conflicts.

1/22/24 – A Meeting was held with Harris County, the District and LAN to discuss an interlocal agreement for the proposed improvements including adjustment of HCFWSD #61 utilities. The County is currently looking to bid the project in May and the adjustment of the HCFWSD #61 utilities will be designed by LAN and included in the Harris County bid package.

3. **Tower Oaks Meadows Subdivision Drainage Improvements**

5/2/19 - Harris County Engineering Department received a report on Tower Oaks Meadows Subdivision Drainage Improvements performed by its Consultant Engineer HDR Engineering.

Proposed Solutions/Recommended Approach to Improving Drainage

- Construct a 48" to 9'x4' RCB storm sewer trunk along Foxburo Drive.
- Construct a 30" to 48" RCP storms sewer along Marrs & a 30" stub out on Maxim.
- Construct a 30" to 42" RCP storm sewer along Honey Grove
- Construct a 42" to 60" RCP storm sewer along N. Eldridge Parkway
- Re-grade ditches. Affected streets to be re-constructed from crowned asphalt roadways to curb and gutter concrete roadways. Roadway profiles will provide a cascading effect to convey the extreme event runoff to E132-00-00

- Provide 20.6 Ac-ft of Detention Storage to offset increases in peak discharge to E132
- The preliminary opinion of probable construction cost in 2019 \$ is \$8.7M. The Detailed Design Fee is \$1.1M and the property acquisition costs for the Detention Pond is \$1.5M, **a total of \$11.3M.**

11/29/21 - Harris County Engineering Department received 30% Complete Plans on Tower Oaks Meadows Subdivision Drainage Improvements performed by its Consultant Engineer Amani Engineering. A utility Conflict Table was provided. Multiple water, sanitary & storm sewer conflicts were identified. Anticipated construction start is 2024/2025.

1/22/24 – A Meeting was held with Harris County, the District and LAN to discuss an interlocal agreement for the proposed improvements including adjustment of HCFWSD #61 utilities. The County is currently looking to bid the project in May and the adjustment of the HCFWSD #61 utilities will be designed by LAN and included in the Harris County bid package.

4. HCFC Channel E132-00-00 Proposed Drainage Improvements

The goal is to provide additional Detention Storage to offset the impact of the proposed Barwood & Tower Oaks Meadows Subdivision Drainage Improvements. The proposed improvements include –

- Widening the E132 Channel Section, lowering the channel profile and placing drop structures
 - Removing the common berms between the Wortham Landing DP and the Crossbend Village DP with the HCFC DP
 - Lowering the Wortham Landing DP approximately 1.5 feet
 - Restricting various storm sewer outfalls to the channel without causing upstream flooding
5. Update District Utility Maps – #61 Staff is reviewing and updating the previous maps and when finished will hand off to LAN to update. We will include the Eldridge/FM 1960 relocated water & sanitary lines and related fire lines.
6. Water Plant No. 1 Coating Inspection – Water Plant No. 1 had its coatings inspected by Preventive Services on 2/28/23. Water Plant No. 1 had the exteriors of the GST and EST in 2015. Preventive Services has provided LAN a copy of the coating’s inspection report. The report states the GST needs to have its interior and exterior recoated; EST needs to have a small hole patched, exterior roof recoated, and interior recoated; and the building exterior should be recoated when the plant is down. LAN has discussed a recoating schedule with 61 staff, and the project is scheduled to start construction in Fall 2025 due to Water Plant No 2 being moved to Fall 2024. Funds for this project would come out of Bond Issue No. 19.

D. Site Plan Review / Utility Commitments

1. 13404 Cypress N Houston - Proposed **Addition** of Basketball Court and Restrooms to the existing Cypress United Methodist Church complex. Requesting 1 ESFC; Water 420

- gpd, Wastewater 250 gpd. Contact is Matthew Smith with ALJ Lindsey. The Utility Commitment was approved at the 6/8/22 Board meeting.
- 2.
 3. **11300 FM 1960 W** (western portion in Tr 57) – Proposed Beck Masten Building & parking area.
 4. **12150 FM 1960 W** (Tr 9A1) – Proposed **Redevelopment** of NTB into **Tommy Car Wash**. Located east of Eldridge in the Kroger Shopping Center. Terra Associates - David Sepulveda. Requesting service to 39.6 ESFC; 12,870 gpd Water; 9,900 gpd Wastewater.
 5. **12445 FM 1960 W** (Tr 31B1) - Proposed **Redevelopment** of Walgreens into a **WSS Shoes Store**. 14,953 SF Retail Building; 4.2 ESFC; 1,366 gpd Water; 1,050 gpd Wastewater. Completed except for a sign within the sanitary sewer easement. Encroachment granted.
 6. **Tr 5C Huffmeister Road** – Alex Bibb 832.496.9062
 7. **11003 Jones Road** (Tr 61) - Proposed **New Development** of **50 Unit Motel**, 37.77 ESFC, 9,442 gpd Wastewater, 12,275 gpd Water. Construction is underway.
 8. **Tract 7 – Fournace Tract**
 9. **14140 Cypress N. Houston** (MP Technologies Tract) – On 7/20/22, #61 Staff & LAN met with Andrew Faterkowski, Regional VP, Texas Division, MP Technologies, LLC to discuss **potential annexation**, and water & sanitary sewer service to the tract. The Annexation Feasibility Report was presented to the Board on 9/26/22 and emailed to MP Technologies. The Utility Commitment was approved at the 1/18/23 Board Meeting. On 5/8/23, M&P Technologies submitted their check to prepare the annexation documents. The Board approved the annexation at the 7/10/24 Board meeting.
 10. **11220 FM 1960** (Tract 63) – Proposed **New Development** of 4 office/warehouses.
 11. **13845 Cypress N. Houston** (Laundry Loop) – Proposed redevelopment of existing lease space.
 12. **12020 FM 1960** (Flying Biscuit) - Proposed redevelopment of existing lease space.
 13. **Huffmeister and Birdcall** – Proposed new development of a 35-townhome private development. Requested capacity is 35 ESFCs or 14,700 gpd for water and 11,025 gpd for wastewater.
 14. **12411 FM 1960** – Proposed redevelopment of gas station to include bigger convenience store.

F. Potential Annexation or Out-of-District Service Requests

1. **14210 Cypress N. Houston** - On 12/9/22 LAN was contacted by Gregory Patch, P.E., Vice President, LJA Engineering to discuss existing nearby HCFWSD 61 utilities on behalf of their client,

Travis Smith, Land Advisory Services, who is an investor looking to purchase and resell the property to a Multi-Family, Retail, or Office Space developer.

G:\Office-Groups\LAN\Group25\1890\001 General\100 Eng Reports\Engineering Reports 2024\Q4\November\11.20.2024 - Docs\61 ER 11202024 - Front End.docx



Planning
Engineering
Program Management

October 28, 2024

Board of Directors
Harris County Fresh Water Supply District No. 61
13205 Cypress-N. Houston Road
Cypress, Texas 77429

RE: Hasting Green WWTP Lift Station Rehabilitation
Harris County Fresh Water Supply District No. 61
LAN Project No. 120-12176-000-600 (6.8)

Dear Directors:

Attached is Application for Payment No. 3 submitted by CFG Industries, LLC in the amount of \$345,333.00 for the above referenced project.

We have reviewed this Pay Application and recommend payment by Harris County Fresh Water Supply District No. 61 in the amount stated. Please return the executed original to the District Engineer for further distribution.

If there are any questions, please feel free to contact me directly at 713-821-0337.

Sincerely,

A handwritten signature in black ink, appearing to read 'Adam R. Anderson', is written over a white background.

Adam R. Anderson, P.E.
Associate, Project Manager

ARA:ls

Enclosures

cc: Jerry Homan – HCFWSD No. 61 (w/encl)
Jennifer Seipel – Smith, Murdaugh, Little & Bonham (w/encl)
TCEQ - Region 12 Office

APPLICATION FOR PAYMENT
 HASTING GREEN WWTP LIFT STATION REHABILITATION
 OWNER: HARRIS COUNTY FRESH WATER SUPPLY DISTRICT NO. 61
 LAN PROJECT NO. 120-12176-000-600 (6.8)
 CONTRACTOR: CFG INDUSTRIES, LLC

APPLICATION NO.: 3 PERIOD: 09/26/24 TO 10/25/24
 APPLICATION DATE: 10/28/24

CONTRACT TIME

Contract Date: 03/13/24
 Notice to Proceed: 03/28/24
 Contract Calendar Days & Approved Time Extensions: 204
 Calendar Days to Date: 204
 Percent Time Used: 100%
 Percent Complete: 100%

CONTRACT COST

Original Contract Amount: \$ 2,113,160.00
 Adjustment in Quantities: \$ 8,000.00
 Net Change Orders (See attached Change Order Summary): \$ 36,000.00
 (Includes Change Order No. 1)
 Current Contract Amount: \$ 2,157,160.00
 Work Complete to Date: \$ 2,157,160.00
 Less Amount Retained (5%): \$ (107,858.00)
 Less Previous Payment to Contractor: \$ (1,703,969.00)
 AMOUNT DUE THIS PAYMENT: \$ 345,333.00

CONTRACTOR'S Certification:

The undersigned CONTRACTOR certifies that: (1) all previous progress payments received from OWNER on account of Work done under the Contract referred to above have been applied to discharge in full all obligations of CONTRACTOR incurred in connection with Work covered by prior Applications for Payment numbered 1 thru 3 inclusive; (2) title to all Work, materials and equipment incorporated in said Work or otherwise listed in or covered by this Application for Payment will pass to OWNER at time of payment free and clear of all liens, claims, security interest and encumbrances (except such as are covered by Bond acceptable to OWNER indemnifying OWNER against any such lien, claim, security interest or encumbrance); and (3) all Work covered by this Application for Payment is in accordance with the Contract Documents and not defective as that term is defined in the Contract Documents.

CONTRACTOR: CFG INDUSTRIES, LLC

By: DocuSigned by: David Cadriel Date: 11/14/2024
David Cadriel
574E9925B004447...

ENGINEER: Lockwood, Andrews & Newnam, Inc.

By: Adam R. Anderson Date: 11-14-2024
 Adam R. Anderson, P.E.

APPROVED BY: Harris County Fresh Water Supply District No. 61

By: Jon Morgan Date: _____
 Jon Morgan, President

APPLICATION FOR PAYMENT
 HASTING GREEN WWTP LIFT STATION REHABILITATION
 OWNER: HARRIS COUNTY FRESH WATER SUPPLY DISTRICT NO. 61
 LAN PROJECT NO. 120-12176-000-600 (6.8)
 CONTRACTOR: CFG INDUSTRIES, LLC

APPLICATION NO. 3 PERIOD: 09/26/24 TO 10/25/24
 APPLICATION DATE: 10/28/24

ITEM NO.	ITEM DESCRIPTION	UNIT	CONTRACT QUANTITY	COMPLETED			CONTRACT UNIT PRICE	AMOUNT
				THIS EST.	PREVIOUS	TO DATE		
1	Bypass Pumping, Complete in Place	LS	1	0.10	0.90	1.00	\$75,000.00	\$75,000.00
2	Surface Preparation of Wet Well Interior and Wet Well Baffle Wall for the Application of Cementitious Liner, Including Cleaning, Removal, and Disposal of Sediment, Grit, Sludge, and Unsound Concrete, Complete in Place	LS	1	0	1	1	\$95,000.00	\$95,000.00
3	Repair Wet Well Interior and Wet Well Baffle Wall with a Cementitious Material for Extremely Harsh Environment to a Minimum Thickness of 2 Inches, Complete in Place	SF	3,104	0	3,104	3,104	\$15.00	\$46,560.00
4	Repair Wet Well Interior and Wet Well Baffle Wall with a Cementitious Material for Extremely Harsh Environment with an Additional Thickness of 1 Inch, As Directed by Engineer, Complete in Place	SF	3,104	0	3,104	3,104	\$10.00	\$31,040.00
5	Removal of Existing Pumps, Including 8-Inch, 12-Inch, and 16-Inch Riser Piping, Above Ground Piping, Valves, Including Couplings, U-brackets, Pipe Collars, Pump Guide Rails, Hoisting Chains, Pump Stands, Fittings, and All Other Appurtenances, Complete in Place	LS	1	0	1	1	\$25,000.00	\$25,000.00
6	Install Submersible Pump, Including Pump Stands, and All Appurtenances, Complete in Place	EA	5	0	5	5	\$60,000.00	\$300,000.00
7	Install Discharge Piping and All Associated Items Including, Stainless Steel Riser Piping, Above Ground Ductile Iron Piping, Check Valves, Plug Valves, Combination Air Release/Vacuum Relief Valves, Pipe Supports, Couplings, Joints, U-brackets, Fittings, Hoisting Chains, Guide Rails, and All Other Appurtenances, Complete in Place	LS	1	0.05	0.95	1.00	\$620,000.00	\$620,000.00
8	Removal of Existing Force Mains, Including Bends, Fittings, and all Appurtenances, Complete in Place	LF	1	0	1	1	\$15,000.00	\$15,000.00
9	16-Inch Ductile Iron Sanitary Sewer Force Main, All Depths, Including Restrained Joints, Bends, and Fittings, Complete in Place	LF	288	0	288	288	\$300.00	\$86,400.00
10	Removal of Existing 16-Inch Vent and Replacement with Proposed Coated 16-Inch Ductile Iron Vent, Rotated Counterclockwise 45 Degrees, Complete in Place	EA	1	0	1	1	\$15,000.00	\$15,000.00
11	Rehabilitation of Existing 54-Inch Gravity Sanitary Sewer with Engineer Approved Cured-In-Place Lining System, Including the use of Cementitious Materials for Surface Preparation, As Directed by Engineer, Complete in Place		5					
	Adjustment to Bid Item - Add		4					
		LF	9	9	0	9	\$2,000.00	\$18,000.00
12	Plugging of Existing 42-Inch Pipe with Engineer Approved Cementitious Liner, Complete in Place	EA	1	0	1	1	\$2,500.00	\$2,500.00
13	Hose Bib Assembly Including Meter Box for Non-potable water line, Complete in Place	EA	1	1	0	1	\$7,500.00	\$7,500.00

APPLICATION FOR PAYMENT
 HASTING GREEN WWTP LIFT STATION REHABILITATION
 OWNER: HARRIS COUNTY FRESH WATER SUPPLY DISTRICT NO. 61
 LAN PROJECT NO. 120-12176-000-600 (6.8)
 CONTRACTOR: CFG INDUSTRIES, LLC

APPLICATION NO. 3 PERIOD: 09/26/24 TO 10/25/24
 APPLICATION DATE: 10/28/24

ITEM NO.	ITEM DESCRIPTION	UNIT	CONTRACT QUANTITY	COMPLETED			CONTRACT UNIT PRICE	AMOUNT
				THIS EST.	PREVIOUS	TO DATE		
14	Site Restoration of Hastings Green WWTP Lift Station, Including Removing and Replacing Concrete Pavement, Sidewalks and Driveways; and Damaged Turf, Plants, Shrubs, Fences, and Trees, as Required	LS	1	1	0	1	\$65,000.00	\$65,000.00
	Electrical Items							
15	Demolition of Existing Lift Station Conduits, Feeders, MCC, J-Boxes, Floats, Transducers, ASP, and any Appurtenances and Items Shown in Specifications and Plans	LS	1	0	1	1	\$20,000.00	\$20,000.00
16	Furnish and Install New Concrete Lift Station Control Pad in Existing MCC room and Miscellaneous Sidewalk Repairs as needed for Ductbanks for a Complete and Functional System as Described in Specifications and Plans+	LS	1	0.05	0.95	1.00	\$300,000.00	\$300,000.00
17	Furnish and Install New Lift Station Power Panel and Control Panel with Motor Starters, Electrical Gear, Motor Feeders, Controls, Level Controller, Ductbank, Conduits, Conductors, Floats, Terminal Boxes, Cable Tray, Stationary Work Platform, Modifications to any Existing Equipment and all Appurtenances as necessary for a Complete and Functional System as described in Specifications and Plans	LS	1	0.25	0.75	1	\$275,000.00	\$275,000.00
18	Line Wet Well Interior and Wet Well Baffle Wall with an Engineer Approved Epoxy Coating on Top of the Cementitious Liner, Including Surface Preparation, Complete in Place	SF	3,104	0	3,104	3,104	\$40.00	\$124,160.00
	Change Order No. 1							
19	CIPP Existing 36" Sanitary Sewer Main, to Include all Labor, Tools, Equipment and Materials, Complete in Place	LS	1	1	0	1	\$26,500.00	\$26,500.00
20	Additional Bypass, to Include all Labor, Tools, Equipment, Fuel And Materials, Complete in Place	LS	1	1	0	1	\$9,500.00	\$9,500.00
TOTAL WORK COMPLETED TO DATE								\$2,157,160.00

APPLICATION FOR PAYMENT
 HASTING GREEN WWTP LIFT STATION REHABILITATION
 OWNER: HARRIS COUNTY FRESH WATER SUPPLY DISTRICT NO. 61
 LAN PROJECT NO. 120-12176-000-600 (6.8)
 CONTRACTOR: CFG INDUSTRIES, LLC

APPLICATION NO. 3
 APPLICATION DATE 10/28/24

PERIOD: 09/26/24 TO 10/25/24

Legend
 = Calendar Days = Non-Working Days

Month	Days															
Jan, 2024	1	2	3	4	5	6	7	8	9	10	11	12	13	14	15	16
	17	18	19	20	21	22	23	24	25	26	27	28	29	30	31	
Feb	1	2	3	4	5	6	7	8	9	10	11	12	13	14	15	16
	17	18	19	20	21	22	23	24	25	26	27	28	29			
Mar	1	2	3	4	5	6	7	8	9	10	11	12	13	14	15	16
3	17	18	19	20	21	22	23	24	25	26	27	28-NTP	29	30	31	
Apr	1	2	3	4	5	6	7	8	9	10	11	12	13	14	15	16
30	17	18	19	20	21	22	23	24	25	26	27	28	29	30	30	
May	1	2	3	4	5	6	7	8	9	10	11	12	13	14	15	16
31	17	18	19	20	21	22	23	24	25	26	27	28	29	30	31	
June	1	2	3	4	5	6	7	8	9	10	11	12	13	14	15	16
30	17	18	19	20	21	22	23	24	25	26	27	28	29	30		
July	1	2	3	4	5	6	7	8	9	10	11	12	13	14	15	16
31	17	18	19	20	21	22	23	24	25	26	27	28	29	30	31	
Aug	1	2	3	4	5	6	7	8	9	10	11	12	13	14	15	16
31	17	18	19	20	21	22	23	24	25	26	27	28	29	30	31	
Sept	1	2	3	4	5	6	7	8	9	10	11	12	13	14	15	16
30	17	18	19	20	21	22	23	24	25	26	27	28	29	30		
Oct	1	2	3	4	5	6	7	8	9	10	11	12	13	14	15	16
16	17*	18	19	20	21	22	23	24	25	26	27	28	29	30	31	
Nov	1	2	3	**4	5	6	7	8	9	10	11	12	13	14	15	16
2	17	18	19	20	21	22	23	24	25	26	27	28	29	30		
Dec	1	2	3	4	5	6	7	8	9	10	11	12	13	14	15	16
	17	18	19	20	21	22	23	24	25	26	27	28	29	30	31	
204	Total Days to Date															

*10/17/2024 - Stopped calendar days for lift station start up.
 **11/4/2024 - Resume calendar days

Contract Time Summary

Notice to Proceed	3/28/24
Original Contract Days	140
Previously Approved Non-Working Days Time Extension	16
Approved Non-Working Days Time Extension This Period	8
Previously Approved Time Extensions by Change Order	0
Approved Time Extensions This Period by Change Order No. 1	40
Total Contract Calendar Days and Approved Time Extensions	204
Total Suspended Calendar Days	18
Substantial Completion	11/5/24

Days Used

Notice to Proceed	3/28/24
Previous Calendar Days	181
Calendar Days This Period	23
Total Days to Date	204
Total Suspended Calendar Days	18
Actual Substantial Completion	

CHANGE ORDER

No. 1

PROJECT Hastings Green WWTP Lift Station Rehabilitation

DATE OF ISSUANCE November 6, 2024 EFFECTIVE DATE November 6, 2024

OWNER HCFWSD No. 61 CONTRACTOR CFG Industries, LLC

ENGINEER's Project No. 120-12176-000-600 ENGINEER: Lockwood, Andrews & Newnam, Inc.

You are directed to make the following changes in the Contract Documents.

ADD

<u>New Bid Item 19</u> –	CIPP Existing 36” Sanitary Sewer Main, to Include all Labor, Tools, Equipment and Materials, Complete in Place, 1 LS @ \$26,500.00 per LS =	\$26,500.00
<u>New Bid Item 20</u> –	Additional Bypass, to Include all Labor, Tools, Equipment, Fuel And Materials, Complete in Place, 1 LS @ \$9,500.00 per LS =	\$9,500.00

TOTAL THIS CHANGE ORDER \$36,000.00

CALENDAR DAYS: Add 40 days to the contract time.

REASON FOR CHANGE ORDER: Unanticipated Conditions Encountered During Construction.



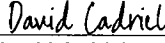
CHANGE IN CONTRACT PRICE:	CHANGE IN CONTRACT TIMES:
Original Contract Price \$ <u>2,113,160.00</u>	Original Contract Times Substantial Completion: <u>140 Days</u> Ready for final payment: _____ days or dates
Net changes from previous Change Orders No. ____ to No. \$ <u>N/A</u>	Net change from previous Change Orders No. ____ to No. _____ Days
Contract Price prior to this Change Order \$ <u>2,113,160.00</u>	Contract Times prior to this Change Order Substantial Completion: _____ Ready for final payment: _____ days or dates
Net Increase (decrease) of this Change Order \$ <u>36,000.00</u>	Net Increase (decrease) of this Change Order _____ 40 Days Days
Contract Price with all approved Change Orders \$ <u>2,149,160.00</u>	Contract Times with all approved Change Orders Substantial Completion: <u>180 Days</u> Ready for final payment: _____ days or dates


CHANGE ORDER


No. 1

PROJECT Hastings Green WWTP Lift Station Rehabilitation

DATE OF ISSUANCE November 6, 2024 EFFECTIVE DATE November 6, 2024

RECOMMENDED:	APPROVED:	ACCEPTED:
By: <u></u> Adam R. Anderson, P.E. Lockwood, Andrews, & Newnam, Inc.	By: <u></u> Jon Morgan HCFWSD No. 61	By: <u></u> David Cadriel CFG Industries, LLC
Date: <u>11-1-2024</u>	Date: <u>11-6-2024</u>	Date: <u>11/1/2024</u>




11-1-2024
Lockwood, Andrews, & Newnam, Inc.
TBPELS ID No. F-2614



November 12, 2024

Board of Directors
Harris County Fresh Water Supply District No. 61
13205 Cypress-N. Houston Road
Cypress, Texas 77429

RE: Water Plant No. 2 Recoating
Harris County Fresh Water Supply District No. 61
LAN Project No. 125-10030-000-600 (1.01)

Dear Directors:

On November 12, 2024, three bids were received for the above referenced work. The bids are listed below, and the three lowest bids are shown in detail on the attached bidder's tabulation.

<u>Contractor</u>	<u>Base Bid</u>	<u>Calendar Days</u>
Sustanite Support Services, LLC	\$596,000.00	180
I&S Tank Services, LLC	\$650,322.00	180
Paradalis Industrial Enterprises, LLC	\$788,000.00	180

Based on our review of the low bidder's experience and financial statement, I recommend that the District award the contract to Sustanite Support Services, LLC in the amount of \$596,000.00 and 180 calendar days construction time. The Engineer's opinion of probable construction cost was \$835,000.00.

If there are any questions, please feel free to contact me directly at 713-821-0433.

Sincerely,

Jacob W. Kocurek, P.E.
Project Manager

JWK:ls

Attachment

cc: TCEQ - Region 12 Office

BID TABULATION
HARRIS COUNTY FRESH WATER SUPPLY DISTRICT NO. 61
BID OPENING: 10:00 A.M., TUESDAY, NOVEMBER 12, 2024
WATER PLANT NO. 2 RECOATING
LAN PROJECT NO. 125-10030-000-500

			BID NO. 1			BID NO. 2		BID NO. 3	
			Sustanite Support Services, LLC 800 Berwyn Drive Houston, TX 77037 Phone: 281-615-1449 Fax:			I&S Tank Services, LLC 8041 Telegraph Road Quinlan, TX 75474 Phone: 713-870-3238 Fax:		Pardalis Industrial Enterprises, Inc. 3320 Longhorn Drive Houston, TX 77084 Phone: 832-279-0703 Fax:	
ITEM NO.	ITEM DESCRIPTION	UNIT	APPROX. QTY.	UNIT PRICE	TOTAL AMOUNT	UNIT PRICE	TOTAL AMOUNT	UNIT PRICE	TOTAL AMOUNT
1	Mobilization, Complete in Place	LS	1	\$15,000.00	\$15,000.00	\$15,000.00	\$15,000.00	\$15,000.00	\$15,000.00
Water Plant No. 2 Items									
2	Surface Preparation of Interior Surfaces of 400,000-gallon Ground Storage Tank No. 1, Including Abrasive Blasting, Complete in Place	LS	1	\$74,500.00	\$74,500.00	\$65,235.00	\$65,235.00	\$53,000.00	\$53,000.00
3	Coating of Interior Surfaces of 400,000-gallon Ground Storage Tank No. 1, Complete in Place	LS	1	\$28,000.00	\$28,000.00	\$32,617.00	\$32,617.00	\$53,000.00	\$53,000.00
4	Surface Preparation of Exterior Surfaces of 400,000-gallon Ground Storage Tank No. 1 and Corresponding Exterior Tank Appurtenances, Including Abrasive Blasting, Complete in Place	LS	1	\$41,000.00	\$41,000.00	\$73,636.00	\$73,636.00	\$48,000.00	\$48,000.00
5	Coating of Exterior Surfaces of 400,000-gallon Ground Storage Tank No. 1 and Corresponding Exterior Tank Appurtenances, Complete in Place	LS	1	\$21,000.00	\$21,000.00	\$36,818.00	\$36,818.00	\$68,000.00	\$68,000.00
6	Miscellaneous Items for 400,000-gallon Ground Storage Tank No. 1, Including Removal and Replacement of Nuts and Bolts for Manways, Air Vent Screens, Signage, and Foundation Sealant Around Base of Ground Storage Tank Prior to Recoating; Surface Preparation and Coating of Interior and Exterior Ladders, Roof Handrails, Roof Hatches, All Aboveground Yard Piping and Washers, Nuts and Bolts for Manways; Disinfection, Complete in Place	LS	1	\$16,000.00	\$16,000.00	\$5,000.00	\$5,000.00	\$15,000.00	\$15,000.00
7	Surface Preparation of Interior Surfaces of 400,000-gallon Ground Storage Tank No. 2, Including Abrasive Blasting, Complete in Place	LS	1	\$74,000.00	\$74,000.00	\$65,235.00	\$65,235.00	\$53,000.00	\$53,000.00
8	Coating of Interior Surfaces of 400,000-gallon Ground Storage Tank No. 2, Complete in Place	LS	1	\$28,000.00	\$28,000.00	\$32,617.00	\$32,617.00	\$53,000.00	\$53,000.00
9	Surface Preparation of Exterior Surfaces of 400,000-gallon Ground Storage Tank No. 2 and Corresponding Exterior Tank Appurtenances, Including Abrasive Blasting, Complete in Place	LS	1	\$41,000.00	\$41,000.00	\$73,636.00	\$73,636.00	\$48,000.00	\$48,000.00
10	Coating of Exterior Surfaces of 400,000-gallon Ground Storage Tank No. 2 and Corresponding Exterior Tank Appurtenances, Complete in Place	LS	1	\$21,000.00	\$21,000.00	\$36,818.00	\$36,818.00	\$68,000.00	\$68,000.00

BID TABULATION
HARRIS COUNTY FRESH WATER SUPPLY DISTRICT NO. 61
BID OPENING: 10:00 A.M., TUESDAY, NOVEMBER 12, 2024
WATER PLANT NO. 2 RECOATING
LAN PROJECT NO. 125-10030-000-500

		BID NO. 1 Sustanite Support Services, LLC 800 Berwyn Drive Houston, TX 77037 Phone: 281-615-1449 Fax:				BID NO. 2 I&S Tank Services, LLC 8041 Telegraph Road Quinlan, TX 75474 Phone: 713-870-3238 Fax:		BID NO. 3 Pardalis Industrial Enterprises, Inc. 3320 Longhorn Drive Houston, TX 77084 Phone: 832-279-0703 Fax:	
ITEM NO.	ITEM DESCRIPTION	UNIT	APPROX. QTY.	UNIT PRICE	TOTAL AMOUNT	UNIT PRICE	TOTAL AMOUNT	UNIT PRICE	TOTAL AMOUNT
11	Miscellaneous Items for 400,000-gallon Ground Storage Tank No. 2, Including Removal and Replacement of Nuts and Bolts for Manways, Air Vent Screens, Signage, and Foundation Sealant Around Base of Ground Storage Tank Prior to Recoating; Surface Preparation and Coating of Interior and Exterior Ladders, Roof Handrails, Roof Hatches, All Aboveground Yard Piping and Washers, Nuts and Bolts for Manways; Disinfection, Complete in Place	LS	1	\$16,000.00	\$16,000.00	\$5,000.00	\$5,000.00	\$15,000.00	\$15,000.00
12	Surface Preparation of Interior Surfaces of 25,000-gallon Hydropneumatic Tank No. 1, Including Abrasive Blasting, Complete in Place	LS	1	\$8,000.00	\$8,000.00	\$12,763.00	\$12,763.00	\$13,000.00	\$13,000.00
13	Coating of Interior Surfaces of 25,000-gallon Hydropneumatic Tank No. 1, Complete in Place	LS	1	\$5,000.00	\$5,000.00	\$6,381.00	\$6,381.00	\$18,500.00	\$18,500.00
14	Surface Preparation of Exterior Surfaces of 25,000-gallon Hydropneumatic Tank No. 1 and Corresponding Exterior Tank Appurtenances, Including Sight Glass Enclosure, Manways, and Tank Support Saddles; Abrasive Blasting, Complete in Place	LS	1	\$11,000.00	\$11,000.00	\$15,608.00	\$15,608.00	\$15,000.00	\$15,000.00
15	Coating of Exterior Surfaces of 25,000-gallon Hydropneumatic Tank No. 1 and Corresponding Exterior Tank Appurtenances, Including Sight Glass Enclosure, Manways, and Tank Support Saddles. Complete in Place	LS	1	\$6,000.00	\$6,000.00	\$7,803.00	\$7,803.00	\$25,000.00	\$25,000.00
16	Miscellaneous Items for 25,000-gallon Hydropneumatic Tank No. 1, Including Removal and Replacement of Nut, Bolt, and Locking Mechanism for Manway and Signage; Surface Preparation and Coating of All Aboveground Yard Piping and Washers, Nuts and Bolts for Manway; Disinfection, Complete in Place	LS	1	\$1,000.00	\$1,000.00	\$2,000.00	\$2,000.00	\$6,500.00	\$6,500.00
17	Surface Preparation of Interior Surfaces of 25,000-gallon Hydropneumatic Tank No. 2, Including Abrasive Blasting, Complete in Place	LS	1	\$8,000.00	\$8,000.00	\$12,763.00	\$12,763.00	\$13,000.00	\$13,000.00
18	Coating of Interior Surfaces of 25,000-gallon Hydropneumatic Tank No. 2, Complete in Place	LS	1	\$5,000.00	\$5,000.00	\$6,381.00	\$6,381.00	\$18,500.00	\$18,500.00

BID TABULATION
HARRIS COUNTY FRESH WATER SUPPLY DISTRICT NO. 61
BID OPENING: 10:00 A.M., TUESDAY, NOVEMBER 12, 2024
WATER PLANT NO. 2 RECOATING
LAN PROJECT NO. 125-10030-000-500

		BID NO. 1 Sustanite Support Services, LLC 800 Berwyn Drive Houston, TX 77037 Phone: 281-615-1449 Fax:				BID NO. 2 I&S Tank Services, LLC 8041 Telegraph Road Quinlan, TX 75474 Phone: 713-870-3238 Fax:		BID NO. 3 Pardalis Industrial Enterprises, Inc. 3320 Longhorn Drive Houston, TX 77084 Phone: 832-279-0703 Fax:	
ITEM NO.	ITEM DESCRIPTION	UNIT	APPROX. QTY.	UNIT PRICE	TOTAL AMOUNT	UNIT PRICE	TOTAL AMOUNT	UNIT PRICE	TOTAL AMOUNT
19	Surface Preparation of Exterior Surfaces of 25,000-gallon Hydropneumatic Tank No. 2 and Corresponding Exterior Tank Appurtenances, Including Sight Glass Enclosure, Manways, and Tank Support Saddles; Abrasive Blasting, Complete in Place	LS	1	\$11,000.00	\$11,000.00	\$15,608.00	\$15,608.00	\$15,000.00	\$15,000.00
20	Coating of Exterior Surfaces of 25,000-gallon Hydropneumatic Tank No. 2 and Corresponding Exterior Tank Appurtenances, Including Sight Glass Enclosure, Manways, and Tank Support Saddles, Complete in Place	LS	1	\$6,000.00	\$6,000.00	\$7,803.00	\$7,803.00	\$25,000.00	\$25,000.00
21	Miscellaneous Items for 25,000-gallon Hydropneumatic Tank No. 2, Including Removal and Replacement of Nut, Bolt, and Locking Mechanism for Manway and Signage; Surface Preparation and Coating of All Aboveground Yard Piping and Washers, Nuts and Bolts for Manway; Disinfection, Complete in Place	LS	1	\$1,000.00	\$1,000.00	\$2,000.00	\$2,000.00	\$6,500.00	\$6,500.00
22	Surface Preparation and Coating of Existing Generator Enclosure, Including Pressure Washing and Sanding and Removal and Replacement of Signage, Complete in Place	LS	1	\$8,000.00	\$8,000.00	\$5,000.00	\$5,000.00	\$8,500.00	\$8,500.00
23	Surface Preparation and Coating of the Exterior and Interior Surfaces of the Existing CMU Booster Pump Building Including Steel Canopy Structure, Doors Trim, and Bollards to Match Existing and Removal and Replacement of Signage, Complete in Place	LS	1	\$14,000.00	\$14,000.00	\$18,500.00	\$18,500.00	\$16,000.00	\$16,000.00
24	Surface Preparation and Coating of All Existing Above Ground Piping, Booster Pumps, and Booster Pump Piping, Including Valves and All Pipe Appurtenances, Complete in Place	LS	1	\$19,000.00	\$19,000.00	\$4,200.00	\$4,200.00	\$9,500.00	\$9,500.00
25	Surface Preparation and Coating of the Exterior Surfaces of the Outdoor Electrical Panels, Including Hand Tool Cleaning and Removal and Replacement of Signage, Complete in Place	LS	1	\$8,000.00	\$8,000.00	\$3,600.00	\$3,600.00	\$1,000.00	\$1,000.00
26	Steel Patches Welded Over Damaged Areas Due to Blasting, 6-Inch Diameter Patch, as Directed by Engineer, Complete in Place	EA	75	\$100.00	\$7,500.00	\$180.00	\$13,500.00	\$100.00	\$7,500.00
27	Pressure Washing and Cleaning of All Concrete Pedestals, Complete in Place	LS	1	\$1,000.00	\$1,000.00	\$2,800.00	\$2,800.00	\$1,000.00	\$1,000.00

BID TABULATION
HARRIS COUNTY FRESH WATER SUPPLY DISTRICT NO. 61
BID OPENING: 10:00 A.M., TUESDAY, NOVEMBER 12, 2024
WATER PLANT NO. 2 RECOATING
LAN PROJECT NO. 125-10030-000-500

				BID NO. 1		BID NO. 2		BID NO. 3	
				Sustanite Support Services, LLC 800 Berwyn Drive Houston, TX 77037 Phone: 281-615-1449 Fax:		I&S Tank Services, LLC 8041 Telegraph Road Quinlan, TX 75474 Phone: 713-870-3238 Fax:		Pardalis Industrial Enterprises, Inc. 3320 Longhorn Drive Houston, TX 77084 Phone: 832-279-0703 Fax:	
ITEM NO.	ITEM DESCRIPTION	UNIT	APPROX. QTY.	UNIT PRICE	TOTAL AMOUNT	UNIT PRICE	TOTAL AMOUNT	UNIT PRICE	TOTAL AMOUNT
28	Site Restoration, Including Site Cleanup and Sodding of Disturbed Areas, Complete in Place	LS	1	\$2,000.00	\$2,000.00	\$2,500.00	\$2,500.00	\$1,000.00	\$1,000.00
29	<u>Supplemental Water Plant No. 2 Items</u> (Supplemental Items are items which may be required in addition to the base bid. These Items are included to facilitate payment for work that may be required by the Owner if the Coatings Inspector deems it necessary under conditions other than the base conditions indicated or reasonably implied by the Contract Documents. When Items of work covered by the Supplemental Items are authorized by the Owner, payment will be based on the quantity actually used and the unit prices stipulated in the Bid Form.)								
29a	Remove and Replace Roof Vent, Including All Appurtenances, Complete in Place	EA	2	\$5,500.00	\$11,000.00	\$3,600.00	\$7,200.00	\$4,250.00	\$8,500.00
29b	Remove and Replace Roof Hatch, Including All Appurtenances, Complete in Place	EA	2	\$4,500.00	\$9,000.00	\$3,000.00	\$6,000.00	\$3,000.00	\$6,000.00
29c	Remove and Replace Exterior Ladder with Safety Climb, Including All Appurtenances, Complete in Place	EA	2	\$8,500.00	\$17,000.00	\$5,300.00	\$10,600.00	\$8,000.00	\$16,000.00
29d	Remove and Replace Interior Ladder with Safety Climb, Including All Appurtenances, Complete in Place	EA	2	\$8,000.00	\$16,000.00	\$3,800.00	\$7,600.00	\$8,000.00	\$16,000.00
29e	Temporary Plywood Sound Barrier— Provide All Supervision, Labor, Materials, Tools, Equipment, and all Related Items Required for the Construction, and Later Removal of a Temporary Sound Wall, designed to withstand suitable wind loads, as Directed by Engineer. If Necessary, Design shall be Sealed by a Qualified Professional Engineer, Registered in the State of Texas	CA	1	\$20,000.00	\$20,000.00	\$20,000.00	\$20,000.00	\$20,000.00	\$20,000.00
30	<u>Water Plant No. 2, Well No. 2 Items</u> Surface Preparation and Coating of Well Header Piping, Including Valves, Fittings, and All Appurtenances; Abrasive Blasting, Complete in Place	LS	1	\$6,000.00	\$6,000.00	\$2,500.00	\$2,500.00	\$10,000.00	\$10,000.00
31	Surface Preparation and Coating of the Exterior Surfaces of the Outdoor Electrical Panels, Including Hand Tool Cleaning and Removal and Replacement of Signage, Complete in Place	LS	1	\$1,000.00	\$1,000.00	\$1,400.00	\$1,400.00	\$1,000.00	\$1,000.00

BID TABULATION
HARRIS COUNTY FRESH WATER SUPPLY DISTRICT NO. 61
BID OPENING: 10:00 A.M., TUESDAY, NOVEMBER 12, 2024
WATER PLANT NO. 2 RECOATING
LAN PROJECT NO. 125-10030-000-500

				BID NO. 1		BID NO. 2		BID NO. 3	
				Sustanite Support Services, LLC 800 Berwyn Drive Houston, TX 77037 Phone: 281-615-1449 Fax:		I&S Tank Services, LLC 8041 Telegraph Road Quinlan, TX 75474 Phone: 713-870-3238 Fax:		Pardalis Industrial Enterprises, Inc. 3320 Longhorn Drive Houston, TX 77084 Phone: 832-279-0703 Fax:	
ITEM NO.	ITEM DESCRIPTION	UNIT	APPROX. QTY.	UNIT PRICE	TOTAL AMOUNT	UNIT PRICE	TOTAL AMOUNT	UNIT PRICE	TOTAL AMOUNT
32	Pressure Washing and Cleaning of All Concrete Pedestals, Complete in Place	LS	1	\$1,000.00	\$1,000.00	\$1,100.00	\$1,100.00	\$1,000.00	\$1,000.00
33	Site Restoration, Including Site Cleanup and Sodding of Disturbed Areas, Complete in Place	LS	1	\$1,000.00	\$1,000.00	\$1,000.00	\$1,000.00	\$1,000.00	\$1,000.00
Water Plant No. 2, Well No. 3 Items									
34	Surface Preparation and Coating of Well Header Piping, Including Valves, Fittings, and All Appurtenances; Abrasive Blasting, Complete in Place	LS	1	\$6,000.00	\$6,000.00	\$3,500.00	\$3,500.00	\$10,000.00	\$10,000.00
35	Pressure Washing of the Exterior Vinyl Surfaces of Existing Storage Enclosure, Complete in Place	LS	1	\$1,000.00	\$1,000.00	\$900.00	\$900.00	\$1,000.00	\$1,000.00
36	Surface Preparation and Coating of the Exterior Metal Surfaces of Existing Storage Enclosure and Bollards to Match Existing, Including Pressure Washing and Sanding and Removal and Replacement of Signage, Complete in Place	LS	1	\$5,000.00	\$5,000.00	\$1,200.00	\$1,200.00	\$4,000.00	\$4,000.00
37	Surface Preparation and Coating of the Exterior Surfaces of the Outdoor Electrical Panels, Including Hand Tool Cleaning and Removal and Replacement of Signage, Complete in Place	LS	1	\$1,000.00	\$1,000.00	\$1,000.00	\$1,000.00	\$1,000.00	\$1,000.00
38	Surface Preparation and Coating of Existing Transformer, Including Pressure Washing and Sanding and Removal and Replacement of Signage, Complete in Place	LS	1	\$2,000.00	\$2,000.00	\$900.00	\$900.00	\$1,000.00	\$1,000.00
39	Pressure Washing and Cleaning of All Concrete Pedestals, Complete in Place	LS	1	\$1,000.00	\$1,000.00	\$3,600.00	\$3,600.00	\$1,000.00	\$1,000.00
40	Site Restoration, Including Site Cleanup and Sodding of Disturbed Areas, Complete in Place	LS	1	\$1,000.00	\$1,000.00	\$1,000.00	\$1,000.00	\$1,000.00	\$1,000.00

\$596,000.00

\$650,322.00


\$788,000.00

CALENDAR DAYS:

180

180

180



11/12/2024

Champions

HYDRO - LAWN

Erosion Control Specialist since 1976

HARRIS COUNTY FRESH WATER SUPPLY DISTRICT No. 61

Detention and Drainage Facilities Report

November 20, 2024



13226 Kaltenbrun ~ Houston, Texas 77086 ~ Cell: 832-977-7169 ~ Office: 281-445-2614

Account Manager: Scott Gray ~ Email: sgray@champhydro.com

Falls at White Oak Pond A looking east



Falls at White Oak Pond A SWQ Feature (Annual Renewal Date December 14)



Looking west



Looking east



Looking west



Looking east



Looking west



Looking east



Looking west



Looking east



Looking west from the Huffmeister Rd bridge



Falls at White Oak Pond B looking east



Looking west



Looking east



Heavy equipment mats



Eldridge Crossroads Pond





Wortham Falls Pond East looking west



Looking east



Wortham Falls Pond West looking west



Looking east



Wortham Landing Section 1 Pond looking east



Looking west



Flood control materials being stored on the pond



Slope is buried



District no trespassing sign




HCFC channel work in progress



Ravensway Amenities Pond







Cypress Corner Methodist Church Pond





Cypress Creek Forest Pond





Cypress Creek Forest Pond SWQ Feature (Annual Renewal Date March 29)



Thank you for your business!

2025

	Monday	Tuesday	Wednesday	Thursday	Friday	Saturday	Sunday
J U L Y	7 NHRWA	8	9 61 MEETING	10	11	12	13
	14	15	16	17	18	19	20
	21	22	23 61 MEETING	24	25	26	27
	28	29	30	31	1 Aug 2025	2	3
A U G U S T	4 NHRWA	5	6	7	8	9	10
	11	12	13 61 MEETING	14	15	16	17
	18	19	20	21	22	23	24
	25	26	27 61 MEETING	28	29	30	31
S E P T E M B E R	1 Sep 2025 Labor Day	2	3	4	5	6	7
	8 NHRWA	9	10 61 MEETING	11	12	13	14
	15	16	17	18	19	20	21
	22	23	24 61 MEETING	25	26	27	28
O C T O B E R	29	30	1 Oct 2025	2	3	4	5
	6 NHRWA	7	8 61 MEETING	9	10	11	12
	13 Columbus Day	14	15	16 Boss's Day	17	18	19
	20	21	22 61 MEETING	23	24	25	26
N O V E M B E R	27	28	29	30	31 Halloween	1 Nov 2025	2
	3 NHRWA	4	5 61 MEETING	6	7	8	9
	10	11 Veterans Day	12 61 MEETING	13	14	15	16
	17	18	19 61 MEETING	20	21	22	23
D E C E M B E R	24	25	26	27 Thanksgiving	28 Holiday	29	30
	1 Dec 2025 NHRWA	2	3 61 MEETING	4	5	6 Christmas Party	7
	8	9	10 61 MEETING	11	12	13	14
	15	16	17 61 MEETING	18	19	20	21
22	23	24 Christmas Eve	25 Christmas Day	26	27	28	29
29	30	31 New Year's Eve Observance	1 Jan 2026 New Year's Day	2	3	4	

2025

	Monday	Tuesday	Wednesday	Thursday	Friday	Saturday	Sunday
	30	31 New Year's Eve Observance	1 Jan 2025 New Year's Day	2	3	4	5
J A N U A R Y	6 NHRWA	7	8 61 MEETING	9	10	11	12
	13	14	15	16	17	18	19
	20 ML King Day	21	22 61 MEETING	23	24 AWBD Austin	25 AWBD Austin	26
	27	28	29	30	31	1 Feb 2025	2
F E B R U A R Y	3 NHRWA	4	5	6	7	8	9
	10	11	12 61 MEETING	13	14 Valentines Day	15	16
	17 Presidents' Day	18	19	20	21	22	23
	24	25	26 61 MEETING	27	28	1 Mar 2025	2
M A R C H	3 NHRWA	4	5 Ash Wednesday	6	7	8	9
	10	11	12 61 MEETING	13	14	15	16
	17 St. Patrick's Day	18	19	20	21	22	23
	24	25	26 61 MEETING	27	28	29	30
A P R I L	31 1 Apr 2025 April Fool's Day	2	3	4	5	6	7
	7 NHRWA	8	9 61 MEETING	10	11	12	13
	14	15	16	17	18 Good Friday	19	20 Easter
	21	22 Earth Day	23 61 MEETING	24	25	26	27
M A Y	28	29	30	1 May 2025	2	3	4
	5 NHRWA	6	7	8	9	10	11 Mother's Day
	12	13	14 61 MEETING	15	16	17	18
	19	20	21	22	23	24	25
J U N E	26 Memorial Day	27	28 61 MEETING	29	30	31	1 Jun 2025
	2 NHRWA	3	4	5	6	7	8
	9	10	11 61 MEETING	12 AWBD San Antonio	13 AWBD San Antonio	14 Flag Day	15 Father's Day
	16	17	18	19	20	21	22
J U L	23	24	25 61 MEETING	26	27	28	29
	30	1 Jul 2025	2	3	4 Independence Day	5	6

Harris County Fresh Water Supply District No. 61

Operating Funds at October 31, 2024

Petty Cash		\$200.00
Manager's Account	Amegy Bank	\$1,000.00
Operating Account	Amegy Bank	\$315,276.45
Savings Account	Amegy Bank	\$397,936.13
Emergency Fund	TexStar	\$1,390,661.97
SPA Account	TexStar	\$5,440,528.64
		<u><u>\$7,545,603.19</u></u>

Nonbudgeted expenses and reimbursements

Project	Reimbursement	Source To Be Reimbursed	Funding Source
Sanitary Sewer Phase 12 CCTV			Series 2020 TBD
Sanitary Sewer Phase 11 Rehabilitation			Series 2020 \$1,192,330.00
Wastewater Treatment Facilities - CIP			Series 2020 \$168,864.40
1. Barwood Generator Project			\$2,113,160.00
2. WWTP 2 Lift Station Project			Emergency \$85,480.00
a. Barwood Phase I Sludge Basin Cleanout - To Be Reimbursed From Series 2020 Bond.			Drainage Imp. \$7,000,000.00
Tower Oaks Meadows, Barwood, Harris Co. Recovery & Resiliency Partnership Project to include Water & Sanitary Sewer Relocations			SPA \$109,666.26 \$31,485.00
ID Various Drainage Easements For Improvement			\$3,440,378.00 \$340,779.00
1. Wortham Falls Detention Pond Improvements			SPA & TXDOT \$930,035.75
2. Ravensway Detention Pond Improvements			\$773,044.21 \$60,921.00
Revenue related to Detention Pond Sales Expenditures related to E132 Project (Utility Relocations)			
Easement Acquisition for Utility Relocation at N. Eldridge Parkway and 1960.			
Condemnation proceeding			
NHCRWA Easement Acquisition Payments To District			\$175,670.00

Petty Cash: Money used as change for customer
Manager's Account: Use when we don't have a credit account for guys
Operating Account: All invoices paid out of this account
Savings Account: All income for the District
Emergency Fund: Transfer \$5,000 monthly from Savings
SPA Account: 20% of SPA check in this account and 80% of SPA check in Savings

HARRIS COUNTY F.W.S.D. #61
For the Ten Months Ending Thursday, October 31, 2024

	January	February	March	April	May	June	July	August	September	October	November	December	Year to Date	2024 Budget	Variance
REVENUES:															
30100-000000	Water Sales - Customers	92,790.39	44,270.90	62,915.88	35,916.21	64,115.92	69,717.04	65,006.50	73,062.66	64,889.95	72,260.16		644,945.61	900,000.00	71.66%
30800-000000	Misc. Water Sales - transient	72.00	108.00	180.00	796.00	848.50	827.00	1,182.50	1,087.00	893.00	1,353.50		7,347.50	5,000.00	146.95%
30900-000000	Water Sales - MUD #248	8,912.52	8,754.77	9,126.47	10,388.59	9,968.16	11,242.70	11,466.52	13,051.62	13,141.68	11,805.19		107,858.22	134,160.00	80.40%
31100-000000	Sewer Sales - Customers	84,362.61	129,508.38	121,575.25	161,837.66	116,951.23	123,638.55	128,574.50	127,443.00	129,042.40	121,701.15		1,244,634.73	1,422,000.00	87.53%
31500-000000	Sewer Sales - MUD #69	45,409.50	22,605.00	22,603.50	114.00	22,699.50		45,423.00	22,608.00	22,612.50	22,681.50		226,756.50	272,000.00	83.37%
31700-000000	Sewer Sales - MUD #222	18,642.80	18,698.55	18,798.90	18,810.05	18,943.85	18,787.75	18,888.10	18,754.30	18,888.10	18,843.50		188,055.90	240,000.00	78.36%
31800-000000	Sewer Sales - MUD #248	35,783.30	35,783.30	33,474.70	35,783.30	34,629.00	34,629.00	35,783.30	35,783.30	36,937.60	37,159.20		355,746.00	433,440.00	82.08%
32000-000000	Connection Fee/Reconnect Fee	30,072.12	675.00	900.00	(28,622.12)	900.00	900.00	825.00	750.00	725.00	725.00		7,850.00	12,000.00	65.42%
32100-000000	Misc Income/Fees/Penalties	(21,076.59)	9,105.03	7,534.37	30,285.92	6,628.48	7,101.72	4,445.55	6,544.30	9,120.22	8,365.16		68,054.16	70,000.00	97.22%
32200-000000	Construction Reimbursements	(62,074.61)			62,074.61										0.00%
32300-000000	Interest Income	71,718.50	41,144.97	38,679.94	(30,103.26)	40,368.03	41,730.45	40,427.18	41,839.91	39,474.75	28,278.39		353,558.86	370,000.00	95.56%
33000-000000	TWA wtr-swr	846.42	1,233.44	1,168.75	1,565.00	1,111.39	1,224.38	1,279.88	1,281.39	1,306.97	1,267.98		12,285.60	16,000.00	76.79%
33100-000000	Tap Fees	14,434.20											14,434.20	65,000.00	22.21%
33300-000000	NHCRWAA	112,226.74	177,375.60	178,693.20	276,360.86	184,143.03	210,132.00	236,638.30	233,823.60	232,916.40	166,424.40		2,008,734.13	2,372,500.00	84.67%
33400-000000	Maintenance Charge	868.34	875.47	912.65	1,071.35	996.80	1,124.27	1,239.99	1,305.15	1,314.17	1,180.53		10,888.72	13,000.00	83.76%
33401-000000	Equipment Charge	3,578.33	3,578.33	3,347.47	3,578.33	3,462.90	3,462.90	3,578.33	3,578.33	3,693.76	3,347.47		35,206.15	40,000.00	88.02%
33410-000000	Infrastructure Rehab	18,288.76	18,288.76	18,288.76	18,288.76	18,288.76	18,288.76	18,288.76	18,288.76	18,288.76	18,288.76		182,887.60	220,000.00	83.13%
33411-000000	Infrastructure Rehab-sewer	10,303.28	10,303.28	10,303.28	10,303.28	10,303.28	10,303.28	10,303.28	10,303.28	10,303.28	10,303.28		103,032.80	124,000.00	83.09%
33500-000000	Meter Rental	(150.00)	90.00	150.00	360.00	120.00	180.00	180.00	210.00	240.00	180.00		1,560.00	1,000.00	156.00%
33600-000000	Grease Trap	660.00	780.00	780.00	910.00	783.70	790.00	810.00	810.00	840.00	810.00		7,973.70	8,000.00	99.67%
36000-000000	SPA Capital Income	38,489.96	41,179.64	52,503.24	35,372.30	36,129.19	51,854.32	20,049.75	20,086.22	24,025.90	22,476.37		342,166.89	528,000.00	64.80%
36001-000000	SPA Operating Income	57,734.93	61,769.44	78,754.84	53,058.44	54,193.77	77,781.47	80,198.96	80,344.88	96,103.56	89,905.44		729,845.73	792,000.00	92.15%
36100-000000	Property Tax Collection Charge	5,500.00	5,500.00	5,500.00	5,500.00	5,500.00	5,500.00	5,500.00	5,500.00	5,500.00	5,500.00		55,000.00	66,000.00	83.33%
37300-000000	Easement & Annex. Reimbursemt	1,708,044.97			(1,708,044.97)										0.00%
37400-000000	MUD 248 - Operations Income	11,208.40	18,208.32	45,489.51	25,542.26	18,366.56	41,515.41	52,009.44	24,195.07	21,273.81	19,784.27		277,593.05	260,000.00	106.77%
37500-000000	Annex & Utility Commitment												1,000.00		0.00%
	TOTAL REVENUE	2,286,646.87	649,836.18	711,680.71	(978,853.43)	649,452.05	730,731.00	782,098.84	740,650.77	751,531.81	662,641.25		6,986,416.05	8,365,100.00	83.52%
EXPENSES OFFSET BY SPA															
42021-000000	Utilities - Water #1	3,744.02	3,343.84	2,964.71	2,848.13	2,658.34	2,869.01	2,704.13	2,594.60	2,813.65	2,809.45		29,349.88	35,000.00	83.86%
42022-000000	Utilities - Water #2	11,301.39	12,009.11	10,245.89	8,230.01	9,348.61	9,356.18	9,610.34	9,653.33	9,976.52	9,748.03		99,479.41	88,200.00	112.79%
42023-000000	Utilities Water #3	5,638.22	5,724.46	4,644.48	4,351.37	3,895.61	4,048.40	4,684.01	5,294.67	6,493.04	5,117.11		49,891.37	51,710.00	96.48%
42020-000000	Utilities Water #4	666.92	858.87	4,069.86	6,921.61	7,214.04	7,076.15	7,415.26	6,449.07	7,465.15	7,217.68		55,354.61	63,700.00	86.90%
42031-000000	Utilities STP #1	10,324.20	10,806.01	9,109.38	10,741.95	11,183.90	10,165.61	10,477.94	9,608.82	10,284.67	9,759.84		102,462.32	110,000.00	93.15%
42032-000000	Utilities STP #2	16,956.27	16,068.24	13,989.59	15,942.12	14,338.91	14,043.85	15,049.00	12,347.64	13,297.96	13,182.60		145,216.18	185,000.00	78.50%
42041-000000	Utilities - Oakcliff	327.79	374.56	198.87	256.95	331.49	324.68	364.46	485.52	289.53	218.73		3,172.58	3,000.00	105.75%
42042-000000	Utilities - Crossbend	26.87	28.55	23.32	26.07	28.65	28.39	25.73	25.75	26.81	25.89		266.03	360.00	73.90%
42043-000000	Utilities - L/S #2	118.68	201.70	161.39	205.53	329.01	393.55	197.72	221.86	82.23	80.29		1,991.96	2,200.00	90.54%
42044-000000	Utilities - L/S #3	25.93	25.50	23.66	26.21	24.91	24.75	26.54	138.68	60.78	58.55		435.51	1,080.00	40.33%
42045-000000	Utilities - Elevate Storage #2	35.70		33.76	30.27	27.97	22.07	26.59	28.82	28.38	28.52		262.08	459.00	57.10%
42046-000000	Utilities - L/S - Eldridge	193.58	117.30	161.25	103.30	100.86	74.33	304.48	82.30	82.42	82.57		1,302.39	1,750.00	74.42%
42048-000000	Utilities - L/S #4 - Wortham	79.43	170.34	92.58	149.49	288.09	237.52	112.11	240.92	158.57	136.61		1,665.66	1,230.00	135.42%
42049-000000	Utilities - L/S - Wortham Falls	174.85	166.84	142.51	166.05	166.58	183.54	168.08	107.05	114.34	109.65		1,499.49	1,500.00	99.97%
42050-000000	Utilities - L/S - Ravensway	28.59	31.29	24.90	27.23	30.78	24.99	27.44	113.48	80.49	41.27		430.46	800.00	53.81%
84200-000000	Utilities - Office Buildings	513.40	597.12	492.92	497.25	610.46	674.94	792.80	758.08	739.64	665.61		6,342.22	8,000.00	79.28%
47021-000000	Chemicals - Water #1	1,352.88	1,242.63	1,337.63	665.00	2,945.00	862.63	395.25	1,615.00	512.63	1,140.00		12,068.65	10,000.00	120.69%
47022-000000	Chemicals - Water #2	2,595.50	2,302.88	1,527.63	1,155.26	4,940.00	672.63	1,527.63	2,580.25	1,192.88	1,330.00		19,824.66	13,100.00	151.33%
47023-000000	Chemicals Water #3	1,558.13	2,017.88	1,630.26	1,109.63	1,527.63	1,820.26	1,345.25	2,580.25	1,622.63	1,330.00		16,541.92	18,216.00	90.81%
47024-000000	Chemicals - HG wtr 2 Well 3	2,302.88	1,520.00	2,215.50	855.00	1,250.25	2,204.25	1,615.00	2,777.88	2,967.88	3,040.00		20,744.64	12,074.00	171.81%
47025-000000	Chemicals- Water #4			2,310.50	4,123.13	10,472.88	4,313.13	5,730.50	7,242.88	3,925.50	6,650.00		44,768.52	27,600.00	162.20%
47031-000000	Chemicals - STP #1			2,100.00		1,050.00				(1,050.00)			2,100.00	9,200.00	22.83%
47032-000000	Chemicals - STP #2			4,200.00		2,100.00				(2,100.00)			4,200.00	16,100.00	26.09%
48133-000000	Retention Ponds Maintenance	3,625.00	7,267.42	9,186.12	45,517.46	6,344.24	23,532.32	7,769.24	9,124.24	5,864.24	34,210.40		152,440.68	190,000.00	80.23%
48150-000000	Security	4,897.25	12,766.92	120.00	1,289.01	477.00	1,658.23	120.00	120.00	120.00	120.00		21,568.41	25,000.00	86.27%
	TOTAL EXP OFFSET	61,590.23	69,771.79	83,653.63	104,069.02	82,497.22	83,426.18	72,027.73	74,191.09	65,049.94	97,102.80		793,379.63	875,279.00	90.64%
43031-000000	Sludge Removal - STP #1		5,510.00	13,224.00	5,510.00	4,959.00	9,148.50		20,320.50		7,972.00		66,644.00	75,000.00	88.86%
43032-000000	Sludge Removal - STP #2		11,020.00	26,448.00	11,020.00	9,918.00	18,297.00		40,641.00		15,944.11		133,288.11	155,000.00	85.99%
44000-000000	Lab Testing - Distribution	1,070.00	1,889.72	5,406.00	1,232.00	1,085.00	1,853.00	1,270.00	1,020.00	1,439.00	4,791.00		21,055.72	30,000.00	70.19%

HARRIS COUNTY F.W.S.D. #61
For the Ten Months Ending Thursday, October 31, 2024

	January	February	March	April	May	June	July	August	September	October	November	December	Year to Date	2024 Budget	Variance
44001-000000	Lab Testing - Collections	1,080.00		1,980.00		540.00	1,035.00	900.00	2,385.00				9,000.00	15,000.00	60.00%
44031-000000	Lab Testing - STP #1			4,183.84	1,950.00	2,167.00	2,281.24	2,167.00	6,701.36	90.00			21,857.44	24,000.00	91.07%
44032-000000	Lab Testing - STP #2			4,172.16	1,710.00	2,439.86	2,262.62	2,179.32	7,214.44	90.00			22,721.26	28,000.00	81.15%
45000-000000	Repairs & Maint. - Dist.	18,310.00	18,517.33	5,868.10	674.79	18,092.14	13,494.54	(22,633.50)	17,869.21	1,926.05	3,744.40		75,863.06	65,000.00	116.71%
45001-000000	Repairs & Maint. - Coll.		2,979.62	4,437.03	118.00	3,959.91	796.20		4,842.09	(200.38)			16,932.47	25,000.00	67.73%
45021-000000	Repairs & Maint. - Water #1	345.40	82.66	282.51	682.56		2,079.75	1,438.62	1,735.38				7,172.50	10,000.00	71.73%
45022-000000	Repairs & Maint. - Water #2	1,050.86	6,006.76	582.51	1,737.10	9,776.74	6,101.98	2,420.94	20,418.50	19.99	4,412.45		52,527.83	17,000.00	308.99%
45024-000000	Repairs & Maint. - Water #3		82.66	282.51	682.56	582.47	1,931.95	2,613.54		581.09	15,802.07		22,558.85	20,000.00	112.79%
45025-000000	Repairs & Maint. - Water #4		82.66	3,123.25	2,544.31	108.21	7,331.90		2,614.50		2,378.37		18,183.20	12,000.00	151.53%
45031-000000	Repairs & Maint. - STP #1	1,901.00	9,745.48	9,331.91	2,607.79	4,741.53	11,825.96	1,098.09	15,686.89	(45,488.28)	15,821.80		27,272.17	55,000.00	49.59%
45032-000000	Repairs & Maint. - STP #2	1,921.00	13,016.25	2,601.21	10,013.24	6,982.51	26,569.62	3,199.96	1,023.83	15,734.97	14,005.63		95,068.22	75,000.00	126.76%
45033-000000	Repairs & Maint. - Worthm Fall								512.00				512.00	2,000.00	25.60%
45034-000000	Repairs & Maint. - Ravensway				125.00						1,352.00		1,477.00	3,000.00	49.23%
45041-000000	Repairs & Maint. - Oakcliff			667.50		545.00	588.00	4.59	1,250.00		1,425.00		4,480.09	4,000.00	112.00%
45042-000000	Repairs & Maint. - Crossbend				1,392.30				446.25				1,838.55	2,000.00	91.93%
45043-000000	Repairs & Maint. - L/S #2						1,896.68						1,896.68	2,000.00	94.83%
45044-000000	Repairs & Maint. - L/S #3													2,000.00	0.00%
45045-000000	Repairs & Maint. - Elevated				920.00								920.00	2,500.00	36.80%
45046-000000	Repairs & Maint. - L/S-Eldridge													3,000.00	0.00%
45047-000000	Repairs & Maint. - Worthm Lnd													4,000.00	0.00%
45049-000000	Repairs & Maint. - Huff - 248		7,828.00		125.00	440.00	31,102.25		5,231.06				44,726.31		0.00%
45050-000000	Repairs & Maint. - W/O Falls 248		10,893.50			455.00				350.00			11,698.50		0.00%
49000-000000	Truck Repair	953.72	1,835.57	1,942.41	3,096.28	660.12	815.81	2,833.24	6,666.36	3,165.11	2,606.51		24,575.13	15,000.00	163.83%
49010-000000	Truck Fuel	1,413.57	1,565.34	4,565.39	3,786.39	3,922.52	6,795.63	1,278.49	3,044.43	4,145.26	2,602.76		33,119.78	75,000.00	44.16%
49011-000000	Truck Purchase	152,960.00	78.96		(87,730.00)								117,722.47	100,000.00	117.72%
49012-000000	Field Equipment Repair	2,581.89	927.83	1,107.82	828.86	4,305.04	13,062.01	289.85	5,636.60	(2,787.39)	1,362.59		27,315.10	25,000.00	109.26%
49013-000000	Diesel Fuel		6,383.43	2,741.37		9,017.22	22,356.75	9,458.02	3,796.76				53,753.55	22,000.00	244.33%
49200-000000	Cell Services	1,178.68	1,178.68	1,178.68	1,127.03	1,320.37	1,127.09	1,127.34	1,302.23	1,167.55	1,321.83		12,029.48	12,000.00	100.25%
	Employee Payroll	159,797.81	127,146.57	126,427.15	126,103.11	166,652.07	126,488.13	163,502.61	132,541.29	131,859.94	171,694.21		1,432,212.89	1,700,000.00	84.25%
56010-000000	TCDRS	13,512.26	10,728.05	10,724.41	10,596.43	14,168.39	10,603.59	13,875.90	11,019.57	10,955.14	14,315.96		120,499.70	133,130.00	90.51%
50300-000000	Health & Disability Insurance	107,452.57	54,265.50	54,265.50	2,162.68	54,265.50	54,286.80	54,267.63	54,657.32	66,579.88	63,131.14		565,334.52	724,412.00	78.04%
51100-000000	TEC	128.41	36.05	1,167.40	773.09	179.08	20.84	127.73	123.58	147.94	143.03		2,847.15	9,419.00	30.23%
51200-000000	FICA - Employer	7,835.86	7,883.11	7,838.50	9,890.09	10,332.50	7,842.27	10,137.21	8,217.61	8,175.33	10,645.03		88,797.51	111,354.00	79.74%
51300-000000	Medicare - Employer	2,317.08	1,843.63	1,833.18	1,828.51	2,416.44	1,834.11	2,370.79	1,921.85	1,911.95	2,489.68		20,767.22	27,107.00	76.61%
71100-000000	Engineering Fees		4,705.07	10,010.91	13,501.38	16,639.87	16,644.77		14,693.12	15,824.40	7,366.00		99,385.52	175,000.00	56.79%
71200-000000	Accounting Fees	6,683.94	5,903.72	2,804.91	(710.62)	200.00	3,995.38	1,948.94	50.00		2,407.84		23,284.11	35,000.00	66.53%
71201-000000	Audit Fees		20,000.00			7,300.00							27,300.00	24,000.00	113.75%
71300-000000	Attorney Fees		15,436.22	14,491.36	13,313.17	13,327.16	12,581.00	37,023.63	12,270.76	21,093.34	(164,948.07)		(25,411.43)	200,000.00	(12.71%)
71420-000000	Permit Fees Water													16,000.00	0.00%
71430-000000	Permit Fees Sewer												31,943.25	50,000.00	63.89%
71600-000000	NHC Regional Water Authority	(57,597.40)	408,467.36	186,930.00	272,913.40	221,760.00	222,624.00	239,054.52	232,588.80	270,964.80	242,251.20		2,239,956.68	2,352,000.00	95.24%
71610-000000	Website	101.70	229.50	90.93	77.90		723.19	654.02	147.11		841.98		2,866.33	2,500.00	114.65%
71650-000000	Texas Water Assessment	15,620.30			1,627.62								17,247.92	15,554.00	110.89%
72400-000000	Bank Service Charges	104.64	94.12	96.92	196.56	85.40	86.18	88.64	87.98	100.58	73.40		1,014.42	1,500.00	67.63%
72600-000000	Educational-Office & Field	1,133.73	5,209.46	819.49	1,822.88		4,129.48	7,083.98	2,448.38	1,099.00	1,495.33		25,241.73	35,000.00	72.12%
72800-000000	Meeting and Events Expense	1,143.12	2,068.49	1,604.63	1,521.26	1,162.33	9,302.32	1,597.39	2,644.74	163.02	3,758.13		24,965.43	35,000.00	71.33%
72900-000000	Election Expense				6,804.45								6,804.45	20,000.00	34.02%
73500-000000	Furn/Equip Purchase - Off													5,000.00	0.00%
73600-000000	Furn/Equip Purchase - Field		1,321.79	1,156.23	253.84	540.40	238.04	747.35	1,619.53	127.60	18,264.93		24,269.71	20,000.00	121.35%
73700-000000	Safety Equipment		2,625.19	1,122.47	80.12	231.30			1,277.83	746.18	55.98		6,139.07	5,000.00	122.78%
74100-000000	Office Communications Network	3,571.10	361.54	733.13	4,792.69	360.34	417.56	3,654.16	2,026.64	362.09	6,888.93		23,168.18	40,000.00	57.92%
74400-000000	Insurance-General	125.00	17.00	13,164.00	165,973.00		(9,264.65)			(147.00)	150.00		170,017.35	163,096.00	104.24%
75400-000000	Uniform	2,425.21	2,740.95		41.06	1,642.15	1,313.72	1,289.90	1,678.31	1,398.60	1,748.25		14,278.15	15,000.00	95.19%
75500-000000	Company Physicals							403.45	247.28	228.39			879.12	2,000.00	43.96%
76100-000000	Office Expense	7,024.02	5,418.85	1,036.11	(5,210.07)	7,457.32	1,394.46	2,227.97	2,601.04	2,429.72	2,812.82		27,192.24	30,000.00	90.64%
76200-000000	Computer Expenses	750.00	970.00	540.74	969.14	6,039.00	2,409.07	11,537.70	1,485.08	1,357.50	2,319.68		28,377.91	30,000.00	94.59%
77000-000000	Rubbish Removal	2,092.09	1,992.09	2,008.31	1,992.09		4,423.98	2,243.25	1,992.09		4,059.10		20,803.00	25,000.00	83.21%
77700-000000	Postage	7,348.09	1,600.05	1,177.63	1,401.37	6,043.75	48.45	4,034.98	16.23		32.46		21,703.01	32,000.00	67.82%
78400-000000	Miscellaneous Operations	(3,897.37)	622.58	1,759.56	5,062.54	667.01	3,425.27	358.14	2,881.46	(235.10)	3,030.89		13,674.98	20,000.00	68.37%
	Rep & Maint - Office Bldgs		770.88	937.44	744.87	3,813.52	475.00	8,499.57	2,027.47	13,124.39	3,821.45		34,214.59	25,000.00	136.86%

HARRIS COUNTY F.W.S.D. #61
 For the Ten Months Ending Thursday, October 31, 2024

	January	February	March	April	May	June	July	August	September	October	November	December	Year to Date	2024 Budget	Variance
TOTAL EXPENSES	524,028.51	851,854.01	620,520.74	706,744.79	703,798.39	742,222.62	648,402.69	735,814.55	645,964.11	630,013.40			6,809,363.81	7,833,851.00	86.92%
36000-000000 SPA Capital Income	(38,489.96)	(41,179.64)	(52,503.24)	(35,372.30)	(36,129.19)	(51,854.32)	(20,049.75)	(20,086.22)	(24,025.90)	(22,476.37)			(342,166.89)	(528,000.00)	64.80%
NET INCOME	1,724,128.40	(243,197.47)	38,656.73	(1,720,970.52)	(90,475.53)	(63,345.94)	113,646.40	(15,250.00)	81,541.80	10,151.48			(165,114.65)	3,249.00	(5,082.01%)