


2023 Annual Drinking Water Quality Report

JUNE 2024

HARRIS COUNTY FRESH WATER SUPPLY DISTRICT 61

13205 Cypress N. Houston Rd., Cypress, Texas 77429
Telephone (281) 469-9405



Your Drinking Water Is Safe

It is the highest priority of your water district to provide you and your family with a dependable supply of safe clean drinking water. The district has never violated any water quality standard and has been rated Superior Public Water System. The Texas Commission on Environmental Quality (TCEQ) has assessed the District's system and determined that the water is safe to drink. This report is a summary of the quality of the water we provide our customers. The analysis was made by using the data from the most recent U.S. Environmental Protection Agency (EPA) required tests and is presented in the attached pages. We hope this information helps you become more knowledgeable about what is in your drinking water. This report is sent to you pursuant to EPA regulations and the Safe Drinking Water Act and will be sent to you each year.



Where Do We Get Your Drinking Water?

Your drinking water is obtained from ground water sources (The Gulf Coast Aquifer, Chicot & Evangeline). The quality of the water from District wells is high. District personnel monitor it on a regular basis. It is tested for contaminants as required by law. In addition, the Texas Commission on Environmental Quality (TCEQ) has completed a Source Water Susceptibility Assessment for your drinking water source(s). This report describes the susceptibility and types of constituents that may come into contact with your drinking water source based on human activities and natural conditions. The information contained in this assessment will allow us to focus on our source water protection activities.

En Español:

Este reporte incluye información importante sobre el agua para tomar. Para asistencia en español, favor de llamar al telefono (281) 469-9405



Public Participation Opportunities Board of Directors Meet:

Second and Fourth Wednesday of each month.

Time: 5:30 P.M.

Location: 13205 Cypress N. Houston Rd.

Telephone: 281-469-9405 (24-hour emergency number)

Website: www.harriscountyfwsd61.org

If you have specific questions about the information in this report, call Harris Co. FWSD No. 61 at (281) 469-9405 and ask for: Jerry Homan, General Manager, or Brian Breeding, Assistant General Manager.

Special Notice for the ELDERLY, INFANTS, CANCER PATIENTS, people with HIV/AIDS or other Immune problems:

You may be more vulnerable than the general population to certain microbial contaminants, such as Cryptosporidium, in drinking water. Infants, some elderly or immuno - compromised persons such as those undergoing chemotherapy for cancer; those who have undergone organ transplants, those who are undergoing treatment with steroids; and people with HIV/ AIDS or other immune system disorders can be particularly at risk from infections. You should seek advice about drinking water from your physician or health care provider. Additional guidelines on appropriate means to lessen the risk of infection by Cryptosporidium are available from the **Safe Drinking Water Hotline (800-426-4791)**.

ALL Drinking Water May Contain Contaminants

Since your drinking water meets federal standards there may not be any health based benefits to purchasing bottled water or point of use devices. Drinking water, including bottled water, may reasonably be expected to contain at least small amounts of some contaminants. The presence of contaminants does not necessarily indicate that water poses a health risk. More information about contaminants and potential health effects can be obtained by calling the Environmental Protection Agency's **Safe Drinking Water Hotline (800-426-4791)**.

About The Following Pages

The pages that follow list all of the federally regulated or monitored constituents, which have been found in your drinking water. U.S. EPA requires water systems to test up to 97 constituents.

Secondary Constituents

Many constituents (such as calcium, sodium, or iron) which are often found in drinking water can cause taste, color, and odor problems. The taste and odor constituents are called secondary constituents and are regulated by the State of

Texas, not the EPA. These constituents are not causes for health concerns. Therefore, secondaries are not required to be reported in this document but they may greatly affect the appearance and taste of your water.

Definitions:

Maximum Contaminant Level

(MCL) - The highest permissible level of a contaminant in drinking water. MCLs are set as close to the MCLGs as feasible using the best available treatment technology.

Maximum Contaminant Level Goal

(MCLG) - The level of a contaminant in drinking water below which there is no known or expected health risk. MCLGs allow for a margin of safety.

Maximum Residual Disinfectant Level (MRDL) - The highest level of disinfectant allowed in drinking water. There is convincing evidence that addition of a disinfectant is necessary for control of microbial contaminants.

Maximum Residual Disinfectant Level Goal (MRDLG) - The level of drinking water disinfectant below which there is known or expected risk to health. MRDLGs do not reflect the benefits of the use of disinfectants to control microbial contamination.

Treatment Technique (TT)

A required process intended to reduce the level of a contaminant in drinking water.

Action Level (AL)

The concentration of a contaminant which, if exceeded, triggers treatment or other requirements which a water system must follow.

Action Level Goal (ALG)

The level of a contaminant in drinking water below which there is no known or expected risk to health. ALGs allow for a margin of safety.

Level 1 Assessment

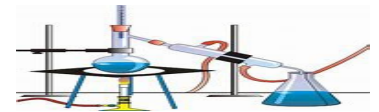
A Level 1 assessment is a study of the water system to identify potential problems and determine (if possible) why total coliform bacteria have been found in our water system.


Level 2 Assessment

A Level 2 assessment is a very detailed study of the water system to identify potential problems and determine (if possible) why an E. coli MCL violation has occurred and/or why total coliform bacteria have been found in our water system on multiple occasions.

Abbreviations

ppm - Parts per million or milligrams per liter
ppb - Parts per billion or micrograms per liter
ppt - Parts per trillion or nanograms per liter
ppq - Parts per quadrillion-picograms per liter
UG/L - Micrograms per liter
PCI/L - Picocuries per liter (a measure of radioactivity)
MREM/YR - Millirem(s) per year.
NTU - Nephelometric Turbidity Units
MFL - Million fibers per liter (a measure of asbestos)
NA - Not Applicable



Inorganic Regulated Contaminants								
Constituent	Collection Date	Highest level Detected	Range of Detected Levels	MCLG	MCL	Units	Violation	Source of Constituent
*** Arsenic	1.20.2023	9.57	9.57 - 9.57	0	10	ppb	N	Erosion of natural deposits; Runoff from orchards; Runoff from glass and electronics production wastes.
Barium	1.20.2023	0.182	0.182 - 0.182	2	2	ppm	N	Discharge of drilling wastes; Discharge from metal refineries; Erosion of natural deposits.
Fluoride	2023	0.82	0.15 - 0.82	4	4	ppm	N	Erosion of natural deposits; Water additive which promotes strong teeth; Discharge from fertilizer and aluminum factories.
Nitrate as N:	2023	0.18	0 - 0.18	10	10	ppm	N	Runoff from fertilizer use; Leaching from septic tanks, sewage; Erosion of natural deposits.
Selenium	1.20.2023	4.6	4.6 - 4.6	50	50	ppb	N	Discharge from petroleum and metal refineries; Erosion of natural deposits; Discharge from mines.
Radioactive Contaminants		Highest level Detected	Range of Detected Levels	MCLG	MCL	Units	Violation	Source of Constituent
								
* Beta/photon emitters	2023	4.2**	0 - 4.2**	0	50*	PCI/L	N	Decay of natural and man-made deposits.
Gross Alpha Excl. Radon and Uranium	2023	4.3	3 - 4.3	0	15	PCI/L	N	Erosion of natural deposits.
Uranium	2023	3.5	0 - 3.5	0	30	UG/L	N	Erosion of natural deposits.
<p>* The MCL for beta particles is 4 mrem/yr. EPA considers 50 pCi/L to be the level of concern for beta particles. ** Because the beta particle results were below 50 pCi/L, no testing for individual beta particle constituents was required. *** While your drinking water meets EPA standards for arsenic, it does contain low levels of arsenic. EPA's standard balances the current understanding of arsenic's possible health effects against the costs of removing arsenic from drinking water. EPA continues to research the health effects of low levels of arsenic, which is a mineral known to cause cancer in humans at high concentrations and is linked to other health effects such as skin damage and circulatory problems.</p>								

 Harris County Fresh Water Supply District No. 61 does not add fluoride to your water. 

Save water – Save money

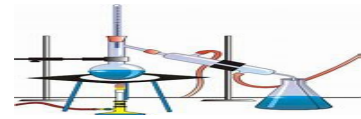
Directions for fixing leaky faucets can be found at: www.ehow.com/how_2303474_fix-dripping-faucet.html

Please help reduce water loss by reporting all leaks to - Harris County Fresh Water Supply District 61 at 281.469.9405

Fix The Drip

A slow drip can waste as much as 170 gallons of water each day – that adds up to 5,000 gallons a month. Leaky faucets are usually easy and inexpensive to repair. Turn off the valve under the sink until the repair can be made.





Maximum Residual Disinfectant Level

Constituent	Collection Date	Highest Level Detected	Range of Levels Detected	MCLG	MCL	Units	Violation	Source of Constituent
Chlorine	2023	1.8	1.8 - 1.8	4.0	4.0	ppm	N	Disinfectant used to control microbes.

Disinfection Byproducts

Constituent	Collection Date	Highest Level Detected	Range of Levels Detected	MCLG	MCL	Units	Violation	Source of Constituent
Total Trihalomethanes (TTHM)	2023	4.9	1.1 - 4.9	No goal	80	UG/L	N	By-product of drinking water disinfection.
Haloacetic Acids (HAA5)	2023	0.0	0 - 0	No goal	60	UG/L	N	By-product of drinking water disinfection.
Bromodichloromethane	2023	1.1	<1.0 - 1.1	No goal	N/A	UG/L	N	By-product of drinking water disinfection.
Bromoform	2023	2.8	<1.0 - 2.8	No goal	N/A	UG/L	N	By-product of drinking water disinfection.
Dibromochloromethane	2023	2.0	<1.0 - 2.0	No goal	N/A	UG/L	N	By-product of drinking water disinfection.

Lead and Copper

Constituent	Date Sampled	MCLG	Action Level (AL)	90 th Percentile	# Sites Over Over AL	Units	Violation	Source of Constituent
Copper	2022	1.3	1.3	0.188	0	ppm	N	Corrosion of household plumbing systems; Erosion of natural deposits.
Lead	2022	0	15	2.9	0	ppb	N	Corrosion of household plumbing systems; Erosion of natural deposits; Leaching from wood preservatives.

If present, elevated levels of lead can cause serious health problems, especially for pregnant women and young children. Lead in drinking water is primarily from materials and components associated with service lines and home plumbing. This water supply is responsible for providing high quality drinking water, but cannot control the variety of materials used in plumbing components. When your water has been sitting for several hours, you can minimize the potential for lead exposure by flushing your tap for 30 seconds to 2 minutes before using water for drinking or cooking. If you are concerned about lead in your water, you may wish to have your water tested. Information on lead in drinking water, testing methods, and steps you can take to minimize exposure is available from the Safe Drinking Water Hotline or at <http://www.epa.gov/safewater/lead>.

Turbidity Not Required

Total Coliform Not Detected

Fecal Coliform Not Detected



Secondary and Other Not Regulated Constituents (No associated adverse health effects)

Constituent	Collection Date	Highest Level Detected	Range of Detected Levels	MCLG	MCL	Units	Source of Constituent
Bicarbonate	2023	350	199 - 350	No goal	N/A	ppm	Corrosion of carbonate rocks such as limestone.
Calcium	2023	12.2	12.2 - 12.2	No goal	N/A	ppm	Abundant naturally occurring element.
Chloride	2023	62.0	49 - 62.0	No goal	N/A	ppm	Abundant naturally occurring element; used in water purification; byproduct of oil field activity.
Iron	2023	0.145	0.145 - 0.145	No goal	N/A	ppm	Erosion of natural deposits; iron or steel water delivery equipment or facilities.
Magnesium	2023	3.74	3.74 - 3.74	No goal	N/A	ppm	Abundant naturally occurring element.
Manganese	2023	0.0085	0.0085 - 0.0085	No goal	N/A	ppm	Abundant naturally occurring element.
Sodium	2023	149	149 - 149	No goal	N/A	ppm	Dissolved from minerals and rocks such as feldspars, clay, halite, and other evaporates.
Sulfate	2023	12	5 - 12	No goal	N/A	ppm	Naturally occurring; dissolved from rocks and soils containing gypsum, iron, sulfides, and other sulfur compounds. Present in mining, industrial wastes.
Potassium	2023	2.52	2.52 - 2.52	No goal	N/A	ppm	Common in silicate minerals such as feldspars and in clay minerals.
Total Alkalinity As CaCO ₃	2023	300	163 - 300	No goal	N/A	ppm	Naturally occurring soluble mineral salts.
Total Dissolved Solids	2023	431	287 - 431	No goal	N/A	ppm	Naturally occurring calcium.
Total Hardness As CaCO ₃	1.20.2023	45.9	45.9 - 45.9	No goal	N/A	ppm	Naturally occurring calcium.
Zinc	1.20.2023	<0.005	<0.005 - <0.005	5	5	ppm	Moderately abundant naturally occurring element; used in the metal industry.

Water Saving Tips

H₂O 101

Did you know there are plenty of simple ways to minimize your water usage and water bill?

TIP 02 **Faucet Aerators**

Did you know household sinks account for nearly 50% of water usage at home? By replacing your faucet, you can save up to 2 gallons a minute

TIP 04 **Check for Leaks!**

A leaky faucet or old washer can cost you up to 25 gallons of water a day.

TIP 05 **Take Shorter Showers!**

A four minute shower can use up to 40 gallons of water

TIP 01 **Showerheads**

Replacing your showerhead could save you 2 gallons per minute!

TIP 03 **Toilets**

Did you know that changing your home toilet to a low-tank model can save you 2 gallons a flush? That's 14,000 gallons of water a year!

Play your part, be water smart!

Wise Water Use

- Get an Energy Star labeled washing machine. Wash only full loads.
- Use low flow showerhead.
- Use a shut-off nozzle on your hose.
- Mulch around plants to hold water in the soil.
- Turn off the water while soaping hands and brushing teeth.
- Turn off sink faucet while scrubbing dishes and pots.
- Use a broom, not a hose, to clean driveways and walkways.
- Put faucet aerators on sink faucets.
- Install new toilets that use less than 1.6 gallons per flush.
- Use plants that require less water.
- Water your yard and outdoor plants early or late in the day to reduce evaporation.
- Take shorter showers - five minutes or less is best.

Save it, or do without it!

Thank you for your interest in your drinking water. If you have any questions or comments, please call our office (281) 469-9405.

The Board of Directors and Staff

Harris County Fresh Water Supply District No. 61



Harris County Fresh Water Supply District 61 has online Bill-Pay options for your convenience in paying your water utility bill at: www.harriscountyfwsd61.org