

HARRIS COUNTY FRESH WATER SUPPLY DISTRICT NO. 61

Minutes of Meeting of Board of Directors

September 15, 2021

The Board of Directors ("Board") of Harris County Fresh Water Supply District No. 61 ("District") met on Wednesday, September 15, 2021 in accordance with the duly posted notice of the meeting, with a quorum of Directors present, as follows:

Darrell A. Barroso, President
Lary J. Cangelose, Vice President
Mike Kelley, Secretary
Jon Morgan, Assistant Secretary
Ben A. Solis, Treasurer

and the following were absent:

None.

Also present were Mr. Jerry Homan, general manager for the District; Mr. Brian Breeding, assistant general manager for the District; Ms. Pam Magee, office manager for the District; Mr. Bill Rosenbaum, engineer for the District.

The President called the meeting to order and declared it open for such business as might regularly come before it.

1. With regard to customer input, today was disconnect day however it was postponed until next week because of the Tropical Storm. The office lost internet service for 2 days so credit card payments could not be processed. Disconnect letters will go out Friday, September 17 to District 61 customers and Monday, September 20 to District 248 customers informing them of disconnect day on September 22, 2021. A customer at 11822 Cypress Brook Willow inquired about a tree that fell on a house and asked if the tree was in our easement. It is not on District's property, so the customer was told to contact their insurance company.

2. The Board then considered the minutes for the meeting held on September 8, 2021. After discussion, upon motion made by Director Kelley, seconded by Director Solis, and unanimously carried, the Board approved the minutes as presented.

3. Mr. Rosenbaum then presented the engineer's report, a copy of which is attached hereto. The first draft invoice for the TXDOT contract is ready for submission and will be sent to them on Friday for their approval and to make any changes. The final invoice will be submitted September 24, 2021.

TXDOT informed LAN on September 9, 2021 of a potential conflict with traffic signal poles in relation to the utility line relocation project on N. Eldridge and FM 1960. It appears that the lines will need to be moved to allow for the installation of said poles.

The second preconstruction meeting for TXDOT was held September 15, 2021 and construction is scheduled to begin October 1, 2021 and will take approximately five months.

Director Kelley inquired if the engineer would ask TXDOT to install a guardrail or barrier to protect the District's lift station on N. Eldridge.

After further review and discussion, upon motion made by Director Solis, seconded by Director Cangelose, and unanimously carried, the Board approved the engineer's report as presented.

4. The Board next considered payment of the general fund bills listed on the report prepared by Ms. Magee, a copy of which is attached hereto. After review, upon motion made by Director Morgan, seconded by Director Cangelose, and unanimously carried, the Board approved payment of the general fund bills as presented.

5. Mr. Homan, Mr. Breeding, and Ms. Magee presented the management report. Ms. Magee stated District received the June SPA check from City of Houston in the amount of \$110,587.35.

Mr. Breeding stated the District received plans to review for apartments on Birdcall and Huffmeister. There was an inquiry about a proposed doctor's office near 10816 Huffmeister Rd. CAM is finished with construction and plan to move into their new building within 2 weeks.

Mr. Homan stated the District still has a power outage at the Huffmeister Plant from the storm. Although, Mr. Breeding received a call during the meeting that CenterPoint had restored power to the facility.

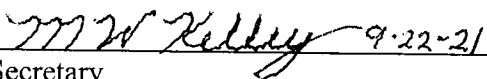
A customer's tree fell on the back parking lot fence at the main office. Staff cleaned up most of the debris but need to wait until the ground dries out to complete cleanup efforts.

The Board would like to attend AWBD 2021 Fall Seminar and instructed Ms. Magee to register them.

Upon motion made by Director Solis, seconded by Director Cangelose, and unanimously carried, the Board approved the management report as presented.

6. The NHCRWA held their monthly meeting. The project in the Greenspoint area was discussed.

7. The Board considered items for the next agenda, including the District's tax rate hearing and approval.


Secretary

Short Term Action Items

1. Discuss Renewal of the District's Health Insurance

Long Term Action Items

1. Contract Negotiations with Various Entities Served by the District
2. Plans for use of SPA Funds

HARRIS COUNTY FRESH WATER SUPPLY DISTRICT NO. 61
NOTICE OF PUBLIC MEETING

Notice is hereby given to all interested members of the public that the Board of Directors of the captioned district will hold a public meeting **at 13205 Cypress North Houston Road, Cypress, Harris County, Texas.**

The meeting will be held at **5:30 p.m. on Wednesday, September 15, 2021.**

The subject of the meeting is to consider and act on the following:


1. Customer Input and Inquiries (*for matters not on the agenda*) (This provides an opportunity for citizens to comment on non-agenda items in advance of regular business of the Board. Comments shall be limited to **three (3) minutes per person**. By state law, comments by the Board members on any item not on the agenda shall be limited to: a) statements of specific factual information given in response to any inquiry; b) a recitation of existing policy in response to an inquiry; or c) a proposal to place the subject on the agenda for a future meeting.)
2. Approve Minutes of September 8, 2021 Board of Directors Meeting
3. Engineer's Report; Design of Facilities; Advertisement for Bids; Construction Contracts; Pay Estimates and Change Orders; Permit Matters
4. Pay General Fund Bills; Checks and Invoices
5. Management Reports: Employment Matters; Operations Issues; Acquisition of Facilities or Equipment; Correspondence; Other Issues
6. Discuss North Harris County Regional Water Authority
7. Discuss Water Users Coalition
8. Items for Next Agenda



A handwritten signature in blue ink that reads "Jennifer Seipel".

Jennifer B. Seipel, Attorney for the District

ENGINEER'S STATUS REPORT
HARRIS COUNTY FRESH WATER SUPPLY DISTRICT No. 61
September 22, 2021



Prepared by William G. Rosenbaum, P.E. #45894
 Lockwood, Andrews & Newnam, Inc., TBPE Firm #F-2614

A. Design – Construction Projects

1. Water and Sanitary Relocations: North Eldridge Parkway at FM 1960 (12094) –

Task	Date	Status
<u>TxDOT Construction</u>		
Bid	Nov 2021	
Award	Dec 2021	
Notice to Proceed	March 2022	
<u>TxDOT Reimbursement Agreement with HCFWSD #61</u>		
Execute Final Reimbursement Agreement	9/7/2021	Completed
1st Reimbursement Submission draft to be sent	9/24/2021	Pending
Need confirmation of District payment from Bob Ideus		
1st Reimbursement Submission final to be sent	10/1/2021	
1st Reimbursement Submission expected payment	11/1/2021	
<u>HCFWSD #61 Easements</u>		
Easements granted or fight-of-entry obtained	8/11/2021	Completed
<u>HCFWSD #61 Water & Sanitary Relocations</u>		
<u>TxDOT Permit for Utilities in the ROW</u>		
1 st Submission of TxDOT Utility Installation Review	3/16/2021	
2nd Submission of TxDOT Utility Installation Review	8/13/2021	
3rd Submission of TxDOT Utility Installation Review	8/26/2021	
TxDOT notified LAN of signal pole foundation locations and there are issues with the W&S in these areas	9/8/2021	
<u>Construction Contract</u>		
Notice to Proceed (150 Contract Days)	3/24/2021	Completed
2 nd Pre-Construction Meeting	9/15/2021	Completed
Construction Start Date	10/1/2021	
Substantial Completion Date (150 CD)	3/1/2022	

2. Sanitary Sewer Phase 7 & 9 Rehabilitation (12169) (BI 18) –The contractor is King Solution Services. Pay Application 8 was approved at the 4/28/21 Board meeting.
3. WWTP No. 2 (Hastings Green) Lift Station Rehabilitation (12176) – The Preliminary Engineering Report was presented to the Board at the 2/12/20 meeting. The rehab plans

are complete.

4. WWTP No. 1 (Barwood) Lift Station & Remaining District Lift Stations – The Preliminary Engineering Report was presented to the Board at the 2/19/20 meeting. The rehab plans are complete.

B. Construction Warranty Status - None

C. Permit / Plan Status

1. America's Water Infrastructure Act (AWIA) of 2018 – The Risk and Resilience Assessment was certified and submitted to the EPA on **6/14/2021**. The Emergency Response Plan is due on **12/14/21**.
2. WWTP 1 (Barwood) – TPDES Discharge Permit 10876-001
Issued: 7/18/2017, Expires: **3/1/2022**. **The permit renewal application was submitted to the TCEQ on 8/26/2021.**
3. WWTP 1 (Barwood) - Storm Water Pollution Prevention Permit (SWPPP)
Issued: 8/14/2016, Expires: **8/14/2021**. **Renewal permit application due within 90 days, 11/14/2021.** Permit renewal underway.
4. WWTP 2 (Hastings Green) - TPDES Permit No. 10876-002
Issued: 7/6/2017, Expires: **3/1/2022**. **The permit renewal application was submitted to the TCEQ on 8/26/2021.**
5. WWTP 2 (Hastings Green) - Storm Water Pollution Prevention Permit (SWPPP)
Issued: 8/14/2016, Expires: **8/14/2021**. **Renewal permit application due within 90 days, 11/14/2021.** Permit renewal underway
6. Water Conservation Plan (WCP)
Next Plan Update due: **5/1/2024**
7. Drought Contingency Plan (DCP)
Next Plan Update due: **5/1/2024**
8. TCEQ Emergency Preparedness Plan
Approved by TCEQ: 4/26/10, submitted to the County Judge, Public Utility Commission, Texas Department of Emergency Management and the Harris County Office of Emergency Management.
9. Water Monitoring Plan
Prepared and sent to the Assistant General Manager on 9/1/20

D. Miscellaneous Projects

1. Magellan Pipeline Easement – Assigned 8/9/18. On-going support.
2. NHCRWA – We are designing the Chloramination Systems at each of the #61 Water Plants for the NHCRWA Transmission Line Engineers. The Authority will be funding the construction of these systems with the operations, repair & maintenance to be funded b HCFWSD #61. The Authority sent confirmation letters that they will be handing off the facilities to HCFWSD #61.
3. Capital Improvement Plan (CIP) – No change
4. Bond Issue 18 – No change
5. Bond Issue 19 – No change

E. Site Plans / Utility Commitments

1. Tract _____ - 11006 FM 1960 W – **Redevelopment** of Taco Cabana into a **Whataburger Fast Food Restaurant**. Requesting service to 6.15 ESFC, 2000 gpd Water, 1538 gpd Wastewater
2. Tract _____ - 12210 FM 1960 W – **Redevelopment** of Chase Bank Building site into a **2,325 SF Chipotle Fast Food Restaurant**. InvenTrust is the owner. Requesting service to 4.9 ESFC, 1587 gpd Water, 1221 gpd Wastewater.
3. Tract _____ - 12445 FM 1960 - **Redevelopment** of Walgreens into a WSS Shoes Store, Contact is Jon Featherston w/Dimension Group and Michael Hampton w/Prudent Development. Sign encroachment requested across District easement.
4. Tract _____ - 12611 FM 1960 W – **Redevelopment** of Steak N Shake into a **3,776 SF Valvoline Oil Service Shop**. Requesting service to 1.0 ESFC, 325 gpd Water, 250 gpd Wastewater. Contact is Kelsey Krecher w/HFA. Plans were reviewed on 8/27/21 and comments sent.
5. Tract 17K3 – 8.3 acre tract at SW Corner of Huffmeister Road & Birdcall (aka Prose Huffmeister). **Proposed development** of a 240-unit Multi-Family Apartment project. Contact is Kevin Polasek w/Terra & Associates. Utility commitment requested. Plans sent 9/8/21 for review.
6. Tract _____ - Reserve “A” 1.3 acres SE corner of Huffmeister Road and Shaft Dr. – **Proposed development** of 12,000 SF facility. Contact is Michael Faraj, P.E. w/ Interfield.
7. Tract _____ 10816 Huffmeister – Proposed development of 30,000 SF Medical Facility. Contact is Trisha ones w/Jarvis Civil Engineers, requesting service to 10.05 ESFC, 4115 gpd Water, 3166 gpd Wastewater.

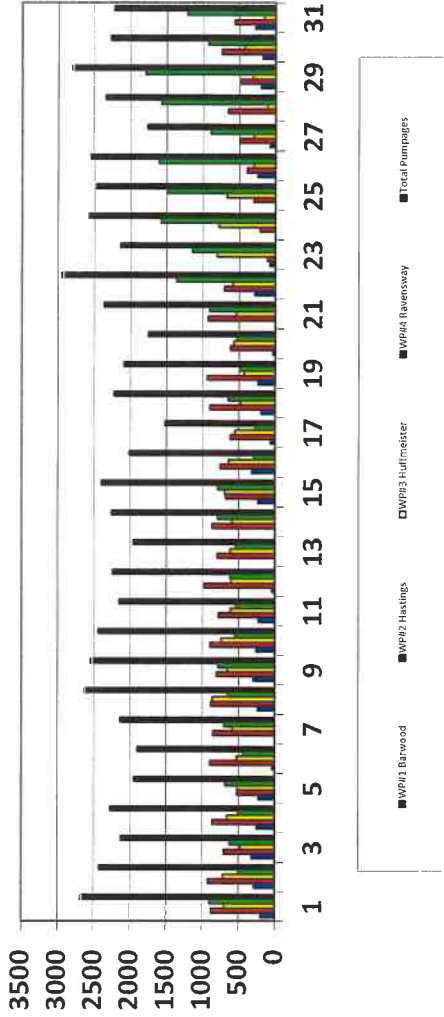
8. Tract - 1.3 acres 10816 Huffmeister Road, located just south of Fallbrook Drive
9. Tract - 12940 Cypress N. Houston, Cypress Assistance Ministries (CAM) – Plans reviewed and no objection letter sent 9/26/19.

Harris County Fresh Water Supply District 61

August 2021 - Operations Report

Water Production			
<u>Facility</u>	<u>Gallons</u>	<u>Daily Avg.</u>	<u>YTD Gallons</u>
Barwood	4,797,000	154,742	34,169,000
Hastings Green	21,714,000	700,452	174,802,000
Huffmeister	17,237,000	556,032	93,749,000
Ravensway	26,358,000	850,258	157,209,000
Total	70,106,000	2,261,484	459,929,000
Pumped to Billed	66,957,000	Month % 96%	YTD % 94%
District 61 Connections (Actual - 4067) 248 (Actual - 701)	8067 - SFE (2016 Projection) 2164 - SFE	SFE's Purchased - 2,500	
Wastewater Treatment			
<u>Facility</u>	<u>Gallons</u>	<u>Daily Avg.</u>	<u>YTD Gallons</u>
Barwood	17,008,000	548,645	149,424,000
Hastings Green	60,729,000	1,959,000	475,520,000
Total	77,737,000	2,507,645	624,944,000
Rainfall	Month	3.6	Annual
			49.0
Distribution and Collection			
20 Bacteriological samples were taken: No coliforms detected.			
	Current Month	Annual	
Meter change out program:	503	676	
Distribution line leaks:	5	30	
Residential Taps:	0	0	
Commercial Taps:	0	10	
Continuation of Fire Hydrant Maintenance and Manhole Repair Throughout the District. Water Meter Replacement Project is Nearing Completion Phase 7 & 9 Sanitary Sewer Rehab Project is Underway			
Out of District Use			
<u>User</u>	<u>Current Month</u>	<u>Allocated</u>	<u>Annual Usage</u>
Emerald Forest	213,000	1,050,000	2,643,000
MUD 248	15,269,000	26,250,000	91,686,000
MUD 69	0	Emergency	400,000
Timberlake UD	0	Emergency	0
MUD 222	0	Emergency	0
Totals:	15,482,000		94,729,000
Personnel			
September Quarterly Safety Meeting on <i>The Benefits of Eating Healthy & Exercising Completed on 8/17/2021</i> October Safety Meeting Will be on <i>Housekeeping & Worksite Safety</i>			

Well Pumpages August 2021



GENERAL DROUGHT MANAGEMENT

Last Update May 2021

	% Gallons Per Day							
	GPM	GPD	0.90	0.80	0.70	0.60	0.50	
Plant #1	1,179	1,697,760	1,527,984	1,358,208	1,188,432	1,018,656	848,880	
Plant #2	3,072	4,423,680	3,981,312	3,538,944	3,096,576	2,654,208	2,211,840	
Plant #3	1,327	1,910,880	1,719,792	1,528,704	1,337,616	1,146,528	955,440	
Plant #4	1,341	1,931,040	1,737,936	1,544,832	1,351,728	1,158,624	965,520	
TOTALS	6,919	9,963,360	8,967,024	7,970,688	6,974,352	5,978,016	4,981,680	

** DAY	BARWOOD WP#1	HASTINGS GREEN WP#2	HUFFMEISTER WP#3	RAVENSWAY WP#4	DAILY TOTALS X 1000
1	196	877	701	899	2673
2	290	918	715	504	2427
3	320	704	479	622	2125
4	250	861	656	508	2275
5	225	522	518	680	1945
6	37	892	527	442	1898
7	0	850	588	697	2135
8	238	880	859	648	2625
9	297	802	655	781	2535
10	259	892	736	551	2438
11	225	776	612	538	2151
12	40	979	605	617	2241
13	0	796	615	542	1953
14	0	864	596	793	2253
15	237	678	694	789	2398
16	320	757	642	292	2011
17	64	619	556	280	1519
18	193	901	481	647	2222
19	238	934	427	487	2086
20	34	616	571	531	1752
21	0	925	538	906	2369
22	283	704	589	1364	2940
23	75	114	803	1149	2141
24	0	211	780	1581	2572
25	0	303	673	1496	2472
26	242	394	303	1608	2547
27	76	497	302	891	1766
28	0	653	114	1575	2342
29	201	484	313	1796	2794
30	179	743	430	924	2276
31	278	568	159	1220	2225
TOTALS	4797.000	21714.000	17237.000	26358.000	70106.000
DAILY AVG	154.742	700.452	556.032	850.258	2261.484

➤ **HASTINGS GREEN WWTP # 2**

Douglas AC – Replaced A/C compressor, evaporator coil, & expansion valve
Compositech – Inspected beltpress

➤ **HASTINGS GREEN WP # 2**

Pfeiffer & Son – Evaluated all electrical components related to the well motor
Fluid Meter – Repaired Fallbrook well meter

Date: Wednesday, September 22, 20
 Time: 09:13AM
 User: PMAGEE

HARRIS COUNTY F.W.S.D. #61
Check Register - Standard
 Period: 09-21 As of: 9/22/2021

Page: 1 of 3
 Report: 03630.rpt
 Company: HCFW61

Check Nbr	Check Type	Check Date	Vendor ID	Vendor Name	Period To Post	Ref Closed	Ref Nbr	Doc Type	Invoice Number	Invoice Date	Discount Taken	Amount Paid
Company: HCFW61												
Acct / Sub:	10101		000000									
054822	CK	9/21/2021	007	AT & T	09-21		069159	VO	281955638	9/21/2021	0.00	647.80
054822	CK	9/21/2021	007	AT & T	09-21		069160	VO	2818941241	9/21/2021	0.00	399.26
Check Total												1,047.06
054823	CK	9/21/2021	010	Brookside Equipment Sales	09-21		069178	VO	hw41467	9/21/2021	0.00	215.88
054824	CK	9/21/2021	012	VALERO FLEET	09-21		069175	VO	73906247	9/21/2021	0.00	1,179.67
054825	CK	9/21/2021	028	SPRINT WASTE SERVICES, 1	09-21		069170	VO	122974	9/21/2021	0.00	10,975.00
054826	CK	9/21/2021	054	WEISINGER, INC.	09-21		069157	VO	31337	9/21/2021	0.00	53,520.00
054827	CK	9/21/2021	081	Lockwood, Andrews & Newmar	09-21		069177	VO	210	9/21/2021	0.00	35,337.30
054828	CK	9/21/2021	123	NASH PRINTING CO, INC	09-21		069155	VO	69213	9/21/2021	0.00	110.00
054829	CK	9/21/2021	1336	EXXONMOBIL FLEET	09-21		069161	VO	73959859	9/21/2021	0.00	2,045.32
054830	CK	9/21/2021	174	Envirodyne Laboratories, Inc.	09-21		069171	VO	77380	9/21/2021	0.00	1,440.00
054830	CK	9/21/2021	174	Envirodyne Laboratories, Inc.	09-21		069172	VO	77379	9/21/2021	0.00	350.00
054830	CK	9/21/2021	174	Envirodyne Laboratories, Inc.	09-21		069173	VO	77378	9/21/2021	0.00	1,703.00
054830	CK	9/21/2021	174	Envirodyne Laboratories, Inc.	09-21		069174	VO	77377	9/21/2021	0.00	1,778.00
054831	CK	9/21/2021	181	NORTH HARRIS COUNTY RE	09-21		069179	VO	1513,5524,6499	9/21/2021	0.00	5,271.00
Check Total												322,487.60

Date: Wednesday, September 22, 21
 Time: 09:13AM
 User: PMAGEE

HARRIS COUNTY F.W.S.D. #61
Check Register - Standard
 Period: 09-21 As of: 9/22/2021

Page: 2 of 3
 Report: 03630.rpt
 Company: HCFW61

Check Nbr	Check Type	Check Date	Vendor ID	Vendor Name	Period To Post	Ref Nbr	Doc Type	Invoice Number	Invoice Date	Discount Taken	Amount Paid
054832	CK	9/21/2021	283	American Express	09-21	069180	VO	4-05001	9/21/2021	0.00	2,326.82
054833	CK	9/21/2021	284	Homan~Jerry F.	09-21	069165	VO	cellphone	9/21/2021	0.00	51.37
054834	CK	9/21/2021	3668	DSHS CENTRAL LAB MC2004	09-21	069176	VO	1195_082021	9/21/2021	0.00	484.61
054835	CK	9/21/2021	5680	BRIAN BREEDING	09-21	069166	VO	cellphone	9/21/2021	0.00	51.37
054836	CK	9/21/2021	5681	JUAN F MARTINEZ	09-21	069168	VO	cellphone	9/21/2021	0.00	51.37
054837	CK	9/21/2021	5723	WES BUTZKE	09-21	069164	VO	cellphone	9/21/2021	0.00	51.37
054838	CK	9/21/2021	591	BUTLER BUSINESS PRODUC	09-21	069154	VO	101273-0	9/21/2021	0.00	300.04
054838	CK	9/21/2021	591	BUTLER BUSINESS PRODUC	09-21	069156	VO	99245-2	9/21/2021	0.00	39.72
054839	CK	9/21/2021	6899	SAM MEZA	09-21	069163	VO	cellphone	9/21/2021	0.00	339.76
054840	CK	9/21/2021	7249	AGAPITO O PEREZ	09-21	069162	VO	cellphone	9/21/2021	0.00	51.37
054841	CK	9/21/2021	804	GEORGE MAY	09-21	069167	VO	cellphone	9/21/2021	0.00	51.37
054842	CK	9/21/2021	8206	SAUL GARCIA	09-21	069169	VO	cellphone	9/21/2021	0.00	51.37
054843	CK	9/21/2021	8574	Polydyne, Inc.	09-21	069158	VO	1577925	9/21/2021	0.00	3,096.00
054844	CK	9/22/2021	108	Paty Cash	09-21	069181	VO		9/22/2021	0.00	63.28

Date: Wednesday, September 22, 20
 Time: 09:13AM
 User: PMAGEE

HARRIS COUNTY F.W.S.D. #61
Check Register - Standard
 Period: 09-21 As of: 9/22/2021

Check Nbr	Check Type	Check Date	Vendor ID	Vendor Name	Period To Post	Ref Nbr	Doc Type	Invoice Number	Invoice Date	Discount Taken	Amount Paid
054845	CK	9/22/2021	1707	ELECTRICAL FIELD SERVICE	09-21	069182	VO	36226	9/22/2021	0.00	666.25
054846	CK	9/22/2021	007	AT & T	09-21	069183	VO	2818902678	9/22/2021	0.00	5,157.48

Check Count: 25 Acct Sub Total: 444,733.99

Check Type	Count	Amount Paid
Regular	25	444,733.99
Hand	0	0.00
Electronic Payment	0	0.00
Void	0	0.00
Stub	0	0.00
Zero	0	0.00
Mask	0	0.00
Total:	25	444,733.99

Company Disc Total: 0.00 Company Total: 444,733.99

Harris County Fresh Water Supply District No. 61

Operating Funds at August 31, 2021

Petty Cash	\$200.00
Manager's Account Amegy Bank	\$1,000.00
Operating Account Amegy Bank	\$154,312.00
Savings Account Amegy Bank	\$559,937.86
Emergency Fund Amegy Bank	\$1,274,658.98
SPA Account Amegy Bank	\$4,002,058.79
	<u>\$5,992,167.63</u>

Nonbudgeted expenses and reimbursements

Project	Reimbursement	Source To Be Reimbursed	Funding Source
Sanitary Sewer Phase VII & IX			Series 2017 \$1,300,000
AMR Project			Series 2017 \$3,562,500
Harris County Drainage Project			SPA \$375,000
ID Various Drainage Easements For Improvement 1. Wortham Falls Detention Pond Improvements			SPA \$109,666.26
Revenue and/or expenditures related to Magellan Pipeline Company			Magellan \$408,679.00
Identification of Easements and Utility Relocations FM 1960 @ Eldridge			SPA & TXDOT 930,035.75
Condemnation proceeding			26,516.00
Barwood Clarifier No. 1 Emergency Repair 1. MUD 69 payment			Emergency \$122,060.00 \$38,143.75

Petty Cash: Money used as change for customer
Manager's Account: Use when we don't have a credit account for guys
Operating Account: All invoices paid out of this account
Savings Account: All income for the District
Emergency Fund: Transfer \$5,000 monthly from Savings
SPA Account: 40% of SPA check in this account and 60% of SPA check in Savings

HARRIS COUNTY F.W.S.D. #61
For the Eight Months Ending Tuesday, August 31, 2021

	January	February	March	April	May	June	July	August	September	October	November	December	Year to Date	2021 Budget	Variance
	REVENUES:														
30100	Water Sales - Customers	60,642.48	71,479.15	57,344.64	65,605.77	64,115.75	67,443.57	65,498.65	76,970.22				529,100.23	897,600.00	58.95%
30800	Misc. Water Sales - transient	230.50	72.00	603.50	97.00	187.00	36.00	516.00	1,471.00				3,213.00	8,000.00	40.16%
30900	Water Sales - MUD #248	6,399.84	8,032.67	5,764.47	7,919.80	7,365.40	9,184.00	8,478.70	10,688.30				63,833.18	110,000.00	58.03%
31100	Sewer Sales - Customers	109,599.21	124,878.60	112,586.27	120,447.89	114,363.91	120,853.42	119,588.22	122,796.44				945,113.96	1,419,075.00	66.60%
31500	Sewer Sales - MUD #69		22,552.50	45,393.00			22,872.00	22,759.50	22,680.00				159,141.00	275,000.00	57.87%
31700	Sewer Sales - MUD #222	18,542.45	18,509.00	18,598.20	18,888.10	18,698.55		37,452.85	18,642.80				149,331.95	240,000.00	62.22%
31800	Sewer Sales - MUD #248	29,834.09	30,796.48	30,155.67	31,188.80	30,155.67	31,188.00	29,239.50	31,188.80				243,747.01	400,000.00	60.94%
31900	Scrap Metal/Old Equipment Sale													5,000.00	0.00%
	Connection Fee/Reconnect Fee	650.00	625.00	800.00	1,025.00	900.00	1,350.00	1,450.00	1,375.00				8,175.00	12,000.00	68.13%
32100	Misc Income/Fees/Penalties	7,688.09		527.00	5,463.50	5,946.98	6,901.64	5,834.94	5,876.03				38,238.18	70,000.00	54.63%
33000	TWA wtr-swr	1,086.12	1,200.92	1,074.08	1,175.13	1,106.72	1,190.98	1,155.50	1,265.65				9,255.10	16,000.00	57.84%
33100	Tap Fees					9,172.80		11,465.00					20,637.80	65,000.00	31.75%
33300	NHCRWAA	203,240.14	246,334.25	184,995.75	251,679.80	226,490.20	265,556.88	245,722.80	308,002.20				1,932,022.02	2,846,106.00	67.88%
33400	Maintenance Charge	639.25	808.34	508.43	781.80	727.06	906.58	836.94	1,055.08				6,263.48	12,000.00	52.20%
33401	Equipment Charge	2,983.41	3,079.65	2,729.02	3,118.88	2,729.02	3,118.88	2,923.95	3,118.88				23,801.69	35,455.00	67.13%
33410	Infrastructure Rehab	15,322.19	15,322.19	15,521.38	15,521.38	15,521.38	15,521.38	15,521.38	15,521.38				123,772.66	186,256.00	66.45%
33411	Infrastructure Rehab-sewer	8,632.01	8,632.01	8,744.23	8,744.23	8,744.23	8,744.23	8,744.23	8,744.23				69,729.40	104,930.00	66.45%
33500	Meter Rental	150.00	90.00	90.00	120.00	120.00	120.00	90.00	90.00				870.00	1,000.00	87.00%
33600	Grease Trap	690.00	670.00	680.00	670.00	670.00	680.00	670.00	690.00				5,420.00	8,000.00	67.75%
36000	SPA Capital Income	34,071.52	34,734.19	46,394.07	31,839.41	29,995.46	47,011.37	40,581.32	38,177.44				302,804.78	480,000.00	63.08%
36001	SPA Operating Income	51,107.28	52,101.27	69,591.10	47,759.13	44,993.17	70,517.04	60,871.96	57,266.14				454,207.09	720,000.00	63.08%
36100	Property Tax Collection	11,000.00	5,500.00	5,500.00	5,500.00	5,500.00	5,500.00	5,500.00	5,500.00				49,500.00	66,000.00	75.00%
37400	MUD 248 - Operations	13,787.50	16,906.59	15,796.21	24,548.76	16,184.85	44,620.00	17,078.09	12,066.47				160,988.47	180,000.00	89.44%
37500	Annex & Utility Commitment			500.00			500.00		500.00				1,500.00	1,000.00	150.00%
	TOTAL REVENUE	576,296.08	662,324.81	623,897.02	642,094.38	626,560.15	723,827.97	701,979.53	743,686.06				5,300,666.00	8,158,422.00	64.97%
	EXPENSES OFFSET BY														
	SPA OPS:														
42021	Utilities - Water #1	2,338.08	2,312.98		4,182.40		13,397.01	2,280.58	2,268.54				26,779.59	24,255.00	110.41%
42022	Utilities - Water #2	7,945.96	7,451.53		15,116.33		14,230.85	7,807.90	8,339.48				60,892.05	69,983.00	87.01%
42023	Utilities Water #3	3,729.56	3,495.80		4,231.82		11,355.76	4,657.76	4,987.39				32,458.09	41,040.00	79.09%
42020	Utilities Water #4	5,787.41	5,020.67	30.73	9,294.12	20.33	12,688.06	4,772.10	4,826.35				42,439.77	50,530.00	83.99%
42031	Utilities STP #1	10,192.10	9,526.29		17,328.42		9,110.52	8,964.04	9,275.90				64,397.27	98,640.00	65.29%
42032	Utilities STP #2	15,630.94	14,409.95		13,157.83		42,317.84	13,947.03	14,257.27				113,720.86	162,000.00	70.20%
42041	Utilities - Oakcliff	301.71	257.95	22.65	371.72	22.06	628.61	275.75	269.15				2,149.60	2,160.00	99.52%
42042	Utilities - Crossbend	33.83	29.33		52.26		68.05	25.93	28.67				238.07	360.00	66.13%
42043	Utilities - L/S #2	138.26	67.86		51.81		454.87	67.73	71.34				851.87	1,103.00	77.23%
42044	Utilities - L/S #3	51.21	50.42		270.35		143.76	44.33	44.99				605.06	1,080.00	56.02%
42045	Utilities - Elevate Storage #2	31.47	30.57		64.55		38.28	36.90	40.19				241.96	459.00	52.71%
42046	Utilities - L/S - Eldridge	178.46	202.42		28.87		457.82	97.30	81.27				1,046.14	1,516.00	69.01%
42048	Utilities - L/S #4 - Wortham	213.78	101.44		201.75		206.99	110.14	145.09				979.19	1,230.00	79.61%
42049	Utilities - L/S - Wortham Falls	152.46	146.37		156.42		394.17	148.37	150.71				1,148.50	1,057.00	108.66%
42050	Utilities - L/S - Ravensway	30.53	104.37		49.53		212.73	53.55	49.66				500.37	459.00	109.01%
84200	Utilities - Office Buildings	490.53	432.57	127.77	901.94	20.91	1,117.46	703.98	785.70				4,580.86	5,512.00	83.11%
47021	Chemicals - Water #1	1,063.86		968.86			621.34	130.79	1,425.00				4,209.85	7,260.00	57.99%
47022	Chemicals - Water #2	930.72	227.72	987.72	121.34	121.34	681.34	252.13	1,460.79				4,783.10	9,515.00	50.27%
47023	Chemicals Water #3	949.72	227.72	1,082.72	242.68	121.34	1,421.34	635.03	1,496.57				6,177.12	13,200.00	46.80%
47024	Chemicals - HG wtr 2 Well 3	1,177.71	113.86	797.71	242.67	121.34	842.67	261.57	1,684.36				5,241.89	8,750.00	59.91%
47025	Chemicals - Water #4	2,944.28	341.57	2,602.72	364.01	4,053.02	1,202.67	504.25	3,111.57				15,124.09	20,000.00	75.62%
47031	Chemicals - STP #1	1,477.50		544.04	789.74		588.00	1,132.50					4,531.78	8,000.00	56.65%
47032	Chemicals - STP #2	1,477.50				1,087.82	1,132.50						3,697.82	14,000.00	26.41%
48133	Retention Ponds	6,705.60	6,705.60	53,639.70	8,505.60	6,705.60	2,385.00	27,140.34	6,705.60				118,493.04	200,000.00	59.25%
48150	Security	120.00	264.28	120.00	120.00	1,100.00	120.00	780.00	120.00				2,744.28	5,000.00	54.89%
	TOTAL EXP OFFSET	64,093.18	51,521.27	60,924.62	75,846.16	13,961.76	116,362.14	73,697.50	61,625.59				518,032.22	747,109.00	69.34%
43031	Sludge Removal - STP #1	780.66		5,141.00	7,008.00	9,075.00	3,658.00	7,733.00	4,833.00				38,228.66	65,000.00	58.81%
43032	Sludge Removal - STP #2	1,561.34		10,284.00	14,017.00	18,150.00	7,317.00	15,467.00	9,667.00				76,463.34	130,000.00	58.82%

HARRIS COUNTY F.W.S.D. #61
For the Eight Months Ending Tuesday, August 31, 2021

		January	February	March	April	May	June	July	August	September	October	November	December	Year to Date	2021 Budget	Variance
44000	Lab Testing - Distribution	2,478.53	855.00	2,521.16	1,935.00	1,339.61	1,066.57	855.00	855.00					11,905.87	20,000.00	59.53%
44001	Lab Testing - Collections		1,125.00	1,350.00		1,080.00		765.00	1,035.00					5,355.00	15,000.00	35.70%
44031	Lab Testing - STP #1	1,691.00	2,816.00	1,646.00	1,768.00	2,821.00	2,780.00	3,301.00	1,691.00					18,514.00	24,000.00	77.14%
44032	Lab Testing - STP #2	1,636.00	2,042.00	1,606.00	1,753.00	2,774.00	1,793.00	4,287.00	1,614.00					17,505.00	28,000.00	62.52%
45000	Repairs & Maint. - Dist.	4,856.98	6,732.95	(4,285.76)	3,406.16	2,449.05	426.04	3,600.43	610.22					17,596.07	65,000.00	27.07%
45001	Repairs & Maint. - Coll.		1,939.54	292.43	500.00		131.34	649.29	55.80					3,568.40	25,000.00	14.27%
45021	Repairs & Maint. - Water #1	352.00		1,827.59		323.00	1,146.85	1,130.06						4,779.50	10,000.00	47.80%
45022	Repairs & Maint. - Water #2	2,044.93		1,033.25	45.98	874.00	2,724.00	1,427.53	(46,320.00)					(38,170.31)	15,000.00	(254.47%)
45024	Repairs & Maint. - Water #3	1,263.28		39.85	797.99	1,782.27	1,215.21	1,136.44						6,235.04	20,000.00	31.18%
45025	Repairs & Maint. - Water #4	617.00	2,343.72	1,692.99	1,585.43	38,471.39	3,749.02	2,850.06						51,309.61	10,000.00	513.10%
45031	Repairs & Maint. - STP #1	10,683.99	16,152.87	2,927.88	1,761.69	18,627.18	7,451.48	5,300.52	7,135.63					70,041.24	45,000.00	155.65%
45032	Repairs & Maint. - STP #2	16,553.18	12,477.40	4,454.64	7,225.07	11,953.49	3,681.81	8,559.09	788.58					65,693.26	75,000.00	87.59%
45033	Repairs & Maint. - Worthm			7.99										7.99	2,000.00	0.40%
	Repairs & Maint. - Ravensway	12,410.43	134.82	7.99		1,280.00		277.53						14,110.77	3,000.00	470.36%
45041	Repairs & Maint. - Oakcliff	175.00	330.00	135.49		4,536.73								5,177.22	4,000.00	129.43%
45042	Repairs & Maint. - Crossbend						248.00							248.00	2,000.00	12.40%
45043	Repairs & Maint. - L/S #2														2,000.00	0.00%
45044	Repairs & Maint. - L/S #3						730.80	3,200.00						3,930.80	2,000.00	196.54%
45045	Repairs & Maint. - Elevated	633.18			114.07			860.00						1,607.25	2,500.00	64.29%
45046	Repairs & Maint. - L/S-	2,510.00		7.99		500.00		817.50						3,835.49	3,000.00	127.85%
	Repairs & Maint. - Wortham Lnd			7.99										7.99	4,000.00	0.20%
45049	Repairs & Maint - Huff - 248		108.85			330.00	593.00	480.00	147.98					1,659.83		0.00%
	Repairs & Maint - W/O Falls 248					330.00		480.00						810.00		0.00%
49000	Truck Repair	2,300.62	113.99	958.63	3,635.45	1,378.14	1,737.37	571.38	699.50					11,395.08	12,000.00	94.96%
49010	Truck Fuel	2,642.95	1,995.10	2,828.03	2,577.97	2,626.51	2,924.66	2,629.48	3,098.48					21,323.18	40,000.00	53.31%
49011	Truck Purchase			36,142.00	17,409.16			(164.51)						53,386.65	70,000.00	76.27%
49012	Field Equipment Repair	5,841.84	1,405.41	1,099.26	360.68	521.70	2,262.56	1,178.95	571.96					13,242.36	20,000.00	66.21%
49013	Diesel Fuel	2,464.35	8,630.56				2,681.52							13,776.43	10,000.00	137.76%
49200	Communications	1,675.95	1,015.17	1,015.39	1,015.40	1,086.76	999.61	930.81	1,015.01					8,754.10	10,000.00	87.54%
	Employee Payroll	100,998.65	105,427.25	121,792.65	99,627.36	98,904.36	117,993.79	98,513.86	99,706.03					842,963.95	1,334,930.00	63.15%
56010	TCDRS	7,493.57	7,924.25	9,328.96	7,453.87	7,380.87	8,861.37	7,353.40	7,462.03					63,258.32	105,040.00	60.22%
50300	Health & Disability Insurance	48,911.98	54,934.15	51,807.89	51,807.89	51,807.89	47,951.27	55,662.05	51,463.70					414,346.82	581,309.00	71.28%
51100	TEC	1,500.59	936.15	406.38	36.88			1,889.68	273.46					5,043.14	7,433.00	67.85%
51200	FICA - Employer	6,261.88	6,536.46	7,551.11	6,176.85	6,132.00	7,315.55	6,107.81	6,181.67					52,263.33	87,858.00	59.49%
51300	Medicare - Employer	1,464.44	1,528.68	1,765.91	1,444.56	1,434.09	1,710.88	1,428.43	1,445.73					12,222.72	21,389.00	57.14%
71100	Engineering Fees		10,712.37	7,808.67		17,127.43	15,420.53	23,788.04	18,155.30					93,012.34	175,000.00	53.15%
71200	Accounting Fees	1,881.25	2,683.48	2,137.48	849.27	2,456.92	1,017.98	1,530.60	2,054.04					14,611.02	16,500.00	88.55%
71201	Audit Fees			15,000.00		19,200.00								34,200.00	22,500.00	152.00%
71300	Attorney Fees		9,305.00	8,139.23	8,638.75	9,191.12	9,867.75	6,743.25	9,425.50					61,310.60	130,000.00	47.16%
71420	Permit Fees Water														16,000.00	0.00%
71430	Permit Fees Sewer	400.00												400.00	50,000.00	0.80%
71600	NHC Regional Water			450,385.25	222,581.00		256,647.80	535,187.00	273,012.67					1,737,813.72	3,036,158.00	57.24%
71610	Website	206.42	185.31	80.71	103.38	106.13	773.51	143.01	171.19					1,769.66	2,500.00	70.79%
71650	Texas Water Assessment	55.15												55.15	15,554.00	0.35%
72400	Bank Service Charges	12.00				12.00		36.00						60.00	1,500.00	4.00%
72600	Educational-Office & Field	157.60	545.19	3,039.78	601.64	473.39	4,445.19	3,213.08	2,544.38					15,020.25	35,000.00	42.92%
72800	Emp/Dir Meeting Expense	931.57	1,056.68	769.00	663.74	2,267.12	1,001.63	5,343.70	889.81					12,923.25	20,000.00	64.62%
73500	Furn/Equip Purchase - Off														5,000.00	0.00%
73600	Furn/Equip Purchase - Field	(6,586.73)	645.00	493.99	388.96	226.74	360.73	204.12	182.69					(4,084.50)	20,000.00	(20.42%)
73700	Safety Equipment	62.63	59.40	1,442.96	756.70	444.30	753.77	1,389.03	78.26					4,987.05	5,000.00	99.74%
74100	Telephone	7,577.16	7,860.11	10,581.51	9,831.77	8,449.50	9,976.75	12,869.09	10,314.35					77,460.24	55,000.00	140.84%
74400	Insurance-General		112,040.00	15,915.00	(172.00)	167.00	(13,025.14)	161.00						115,085.86	130,000.00	88.53%
75400	Uniform	1,102.00	881.60	881.60	1,102.00	881.60	881.60	1,102.00	881.60					7,714.00	14,000.00	55.10%
75500	Company Physicals								389.75					389.75	2,000.00	19.49%
76100	Office Expense	2,708.57	1,465.77	2,104.27	920.87	2,221.66	1,702.37	1,146.84	883.47					13,153.82	30,000.00	43.85%
76200	Computer Expenses	580.39	935.50	699.32	857.84	991.00	1,650.50	607.00	843.03					7,164.58	10,000.00	71.65%
77000	Rubbish Removal	1,024.84	1,024.94	1,024.74	1,024.84	1,024.84	1,167.99	1,932.60	955.80					9,180.59	10,000.00	91.81%

HARRIS COUNTY F.W.S.D. #61
For the Eight Months Ending Tuesday, August 31, 2021

		January	February	March	April	May	June	July	August	September	October	November	December	Year to Date	2021 Budget	Variance
77700	Postage	1,648.04	7,338.02	2,105.57	1,446.84	1,427.40	6,179.75	1,572.72	2,948.96					24,667.30	28,000.00	88.10%
78400	Miscellaneous Operations	1,566.28	1,958.05	953.72	2,748.61	1,546.53	758.01	1,599.06	1,179.77					12,310.03	20,000.00	61.55%
	Rep & Maint - Office Bldgs	2,405.46	5,763.03	561.50	1,446.58	455.27	921.05	1,583.80						13,136.69	20,000.00	65.68%
	TOTAL EXPENSES	321,430.13	453,486.04	850,443.61	563,100.41	370,732.09	650,532.56	912,533.74	540,511.14					4,662,769.72	7,488,280.00	62.27%
36000	SPA Capital Income	(34,071.52)	(34,734.19)	(46,394.07)	(31,839.41)	(29,995.46)	(47,011.37)	(40,581.32)	(38,177.44)					(302,804.78)	(480,000.00)	63.08%
	NET INCOME	220,794.43	174,104.58	(272,940.66)	47,154.56	225,832.60	26,284.04	(251,135.53)	164,997.48					335,091.50	190,142.00	176.23%